

Four-pipe Duct Fan Coil Unit

1. Introduction.....	2
2. Nomenclature.....	2
3. External Appearance.....	3
4. Product Schedule.....	3
5. Features.....	4
6. Specifications.....	5
7. Dimension.....	7
8. Wiring Diagrams.....	8
10. Static Pressure Graph.....	22
11. Exploded View.....	27
12. Installation.....	30
13. Accessories.....	34

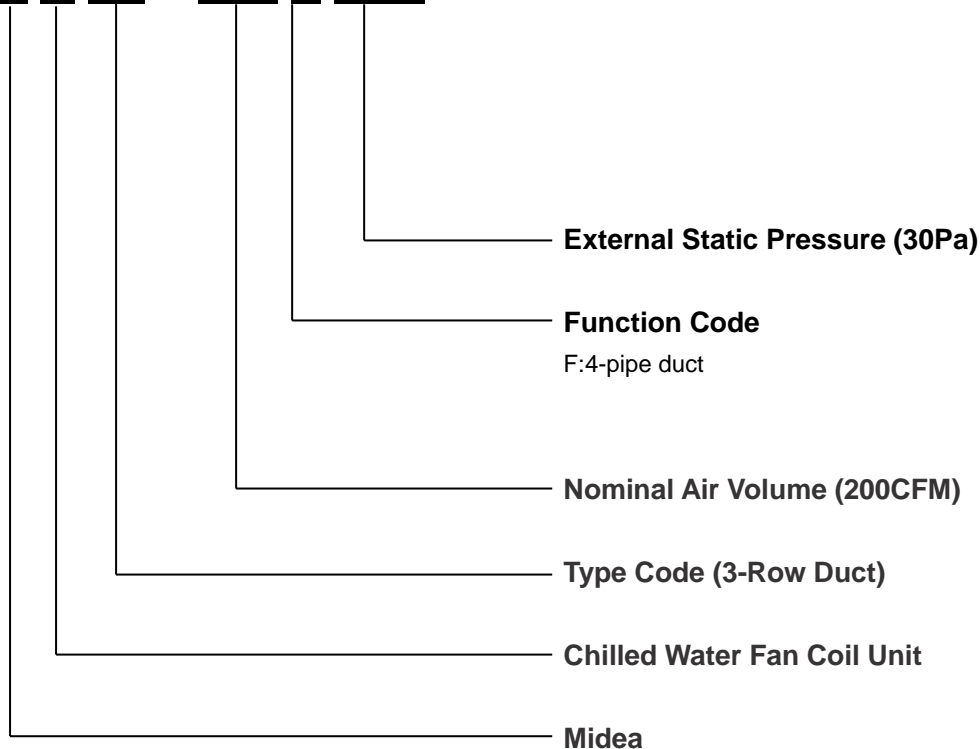
1. Introduction

Fan coil unit is a kind of compound device which assemble fan and heat exchanger together. Fan coil with fresh air supply system is a main type of center air-conditioner system, so it is an important component of AC devices. Fan coil has horizontal type, vertical type, etc. A cooling (heating) supply system usually consists of fan coil terminals and chilled water system (heated water system).

Midea[®] commercial AC fan coil is designed and manufactured on the base of advanced technology, and utilize qualified galvanized iron as material. Due to its supper-thin design, it has such advantages: beautiful outlook, space saving, easy installation, etc. And the most obvious advantage is that it can decrease the outlet air Temp-difference as low as possible to make room more comfortable, as well as don't decrease cooling capacity output. For the large air flow volume design, it can increase room ventilation frequency, supply more flesh air, and balance room temperature distribution. Benefiting from adoption of advanced material and technology, it can effectively decrease the running noise and keep running smoothly. With the advantages above, it can be widely applied in market, hospital, office building, hotel, airport, etc.

2. Nomenclature

M K T3 – 200 F G30



3. External Appearance

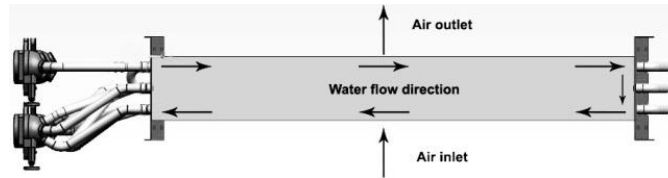


4. Product Schedule

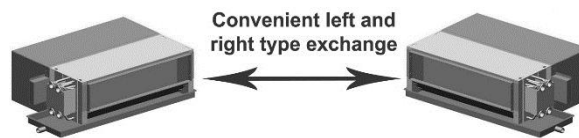
Model	Static pressure (Pa)	Air volume (CFM)	Power supply	Auxiliary Electrical Heater
MKT3-200FG12	12	200	220~240V-1Ph-50Hz	Without
MKT3-300FG12		300		
MKT3-400FG12		400		
MKT3-500FG12		500		
MKT3-600FG12		600		
MKT3-800FG12		800		
MKT3-1000FG12		1000		
MKT3-1200FG12		1200		
MKT3-1400FG12		1400		
MKT3-200FG30	30	200	220~240V-1Ph-50Hz	Without
MKT3-300FG30		300		
MKT3-400FG30		400		
MKT3-500FG30		500		
MKT3-600FG30		600		
MKT3-800FG30		800		
MKT3-1000FG30		1000		
MKT3-1200FG30		1200		
MKT3-1400FG30		1400		
MKT3-200FG50	50	200	220~240V-1Ph-50Hz	Without
MKT3-300FG50		300		
MKT3-400FG50		400		
MKT3-500FG50		500		
MKT3-600FG50		600		
MKT3-800FG50		800		
MKT3-1000FG50		1000		
MKT3-1200FG50		1200		
MKT3-1400FG50		1400		

5. Features

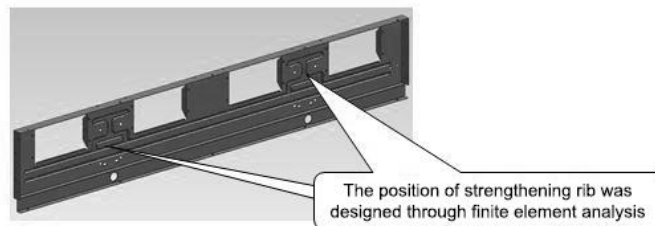
- Wider capacity range: 200~1400 CFM, adding 1400CFM compared with the 2nd generation 4-pipe ducted type;
- Two external static pressure (12Pa/30Pa) settings for added flexibility , and 50Pa is customizable.
- Lower noise due to larger fin spacing added up to 2.2mm;
- Space saving, only 241 in height;
- Higher heat exchange efficiency for complete contranant flow type;



- Symmetrical structural design. Pipe connection form left or right can be exchanged conveniently by exchanging fan ass'y and outflow flange for the symmetrical structural design;

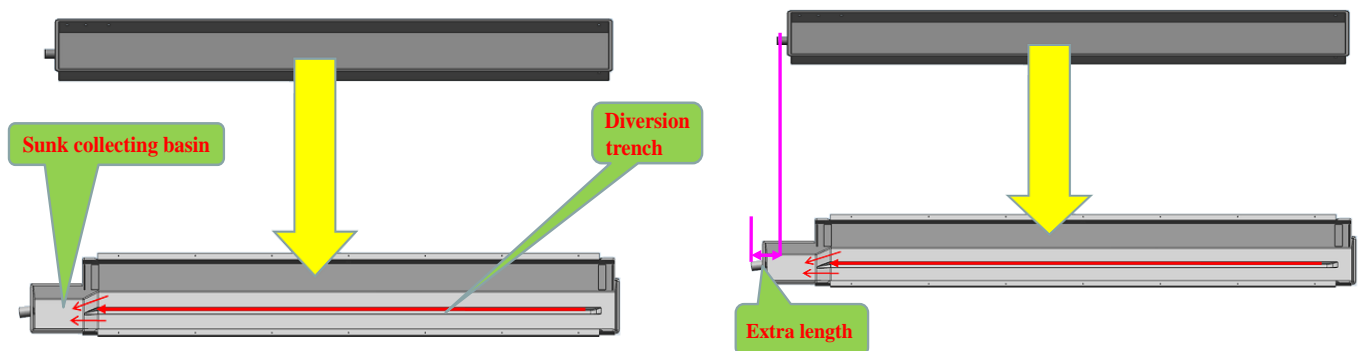


- Optimized partition board through finite element analysis




- V type drain pan

Diversion trench and sunk collecting basin design making better drainage. Longer length of V type drain pan can better receive the drain ,water dripping from the water piping and valve connection.



The performance is improved for larger air outlet area



6. Specifications

Model MKT3-			200FG12	300FG12	400FG12	500FG12	600FG12	
			200FG30	300FG30	400FG30	500FG30	600FG30	
			200FG50	300FG50	400FG50	500FG50	600FG50	
Air flow		H/M/L	m ³ /h	340/255/170	510/385/255	680/510/340	850/640/425	1020/765/510
		H/M/L	CFM	200/150/100	300/225/150	400/300/200	500/375/250	600/450/300
External Static pressure			Pa	G12 models: 12; G30 models: 30				
Cooling	Capacity	H/M/L	kW	2/1.76/1.52	2.7/2.35/2.13	3.6/3.15/2.76	4.3/3.74/3.32	5/4.32/3.84
	Water flow rate	H	l/h	344	464	619	740	860
	Water pressure drop	H	kPa	7.6	14.4	8.2	9.5	17.2
Heating	Capacity	H/M/L	kW	3/2.64/2.22	4/3.48/3	5.2/4.47/3.9	5.7/5.02/4.33	7.2/6.19/5.33
	Water flow rate	H	l/h	258	344	447	490	619
	Water pressure drop	H	kPa	6.8	12.5	23.5	24.0	40.7
Power supply			V/Ph/Hz	220-240/1/50				
Power input	12Pa	H	W	33	53	66	87	100
	30Pa	H	W	49	64	75	96	114
	50Pa	H	W	51	68	83	112	132
Current input	12Pa	H	A	0.15	0.24	0.3	0.39	0.45
	30Pa	H	A	0.22	0.29	0.34	0.43	0.52
	50Pa	H	A	0.22	0.29	0.34	0.43	0.52
Sound pressure level	12Pa	H/M/L	dB(A)	35/32/26	36/33/27	37/34/28	40/36/30	42/38/32
	30Pa	H/M/L	dB(A)	41/37/31	42/38/32	43/39/33	44/40/34	45/41/35
	50Pa	H/M/L	dB(A)	48/43/37	50/43/37	52/49/43	52/49/43	52/47/41
Fan motor	Type			Low noise 4-speed fan motor				
	Quantity			1	1	1	1	1
Fan	Type			Centrifugal, forward-curved Blades				
	Quantity			1	2	2	2	2
Coil	Row			3				
	Max. working pressure		MPa	1.6				
	Diameter		mm	Φ9.52				
Body	Dimensions	W×H×D	mm	741×241×522	841×241×522	941×241×522	941×241×522	1161×241×522
	Packing	W×H×D	mm	790×260×550	890×260×550	990×260×550	990×260×550	1210×260×550
	Net weight		kg	15.1	17.5	20.7	20.7	23.5
	Gross weight		kg	17.4	20	23.1	23.1	26.5
Pipe connection	Water inlet/outlet pipe		Inch	Cold water: RC3/4 Hot water: RC3/4				
	Drain pipe		mm	ODΦ24				

Note:1. H: high fan speed; M: medium fan speed; L: low fan speed

2. The data is based on 12Pa external static pressure for G12 models, 30Pa for G30 models.

3. Cooling conditions: entering water 7°C, temperature rise 5°C, entering air temperature 27°C DB, 19°CWB.

Heating conditions: entering water 70°C, entering/leaving temperature difference is 10°C, enter air temperature 20°C.

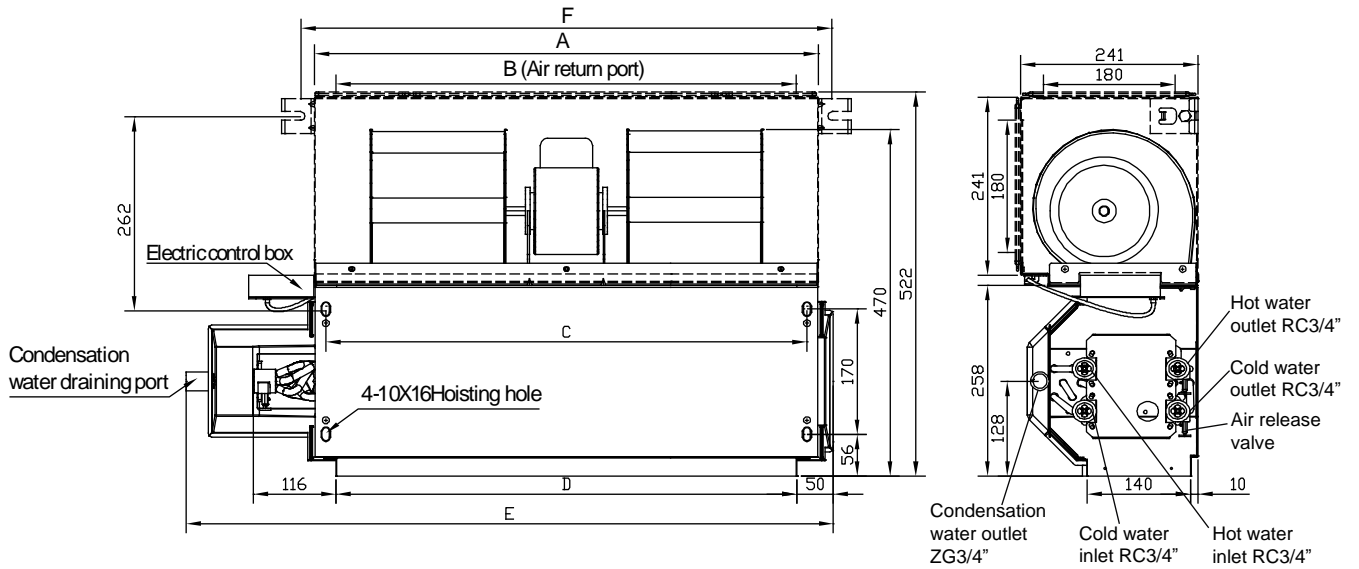
4. Noise is tested in semi-anechoic test room.

Model MKT3-				800FG12	1000FG12	1200FG12	1400FG12
				800FG30	1000FG30	1200FG30	1400FG30
				800FG50	1000FG50	1200FG50	1400FG50
Air flow		H/M/L	m ³ /h	1360/1020/680	1700/1275/850	2040/1530/1020	2380/1785/1190
		H/M/L	CFM	800/600/400	1000/750/500	1200/900/600	1400/1050/700
External Static pressure			Pa	G12 models: 12; G30 models: 30			
Cooling	Capacity	H/M/L	kW	6.8/5.78/5.11	7.8/6.74/5.88	10.2/8.89/7.85	11.5/9.9/8.86
	Water flow rate	H	l/h	1170	1342	1754	1978
	Water pressure drop	H	kPa	18.8	30.0	40.3	51.9
Heating	Capacity	H/M/L	kW	9.6/8.45/7.2	10.8/9.61/8.1	13.5/12.15/10.26	15.5/13.48/11.78
	Water flow rate	H	l/h	826	929	1161	1333
	Water pressure drop	H	kPa	20.7	34.7	28.6	55.2
Power supply			V/Ph/Hz	220-240/1/50			
Power input	12Pa	H	W	145	180	210	222
	30Pa	H	W	154	193	230	278
	50Pa	H	W	151	214	258	335
Current input	12Pa	H	A	0.66	0.82	0.96	1.01
	30Pa	H	A	0.70	0.88	1.05	1.27
	50Pa	H	A	0.70	0.88	1.05	1.27
Sound pressure level	12Pa	H/M/L	dB(A)	43/39/33	45/41/35	46/42/36	48/44/38
	30Pa	H/M/L	dB(A)	46/42/36	47/43/37	48/44/38	49/45/39
	50Pa	H/M/L	dB(A)	52/46/40	50/45/39	54/50/45	53/51/48
Fan motor	Type			Low noise 4-speed fan motor			
	Quantity			2	2	2	2
Fan	Type			Centrifugal, forward-curved Blades			
	Quantity			4	4	4	4
Coil	Row			3			
	Max. working pressure		MPa	1.6			
	Diameter		mm	Φ9.52			
Body	Dimensions	W×H×D	mm	1461×241×522	1566×241×522	1856×241×522	2022×241×522
	Packing	W×H×D	mm	1510×260×550	1615×260×550	1905×260×550	2070×260×550
	Net weight		kg	32.4	34.9	40	43.6
	Gross weight		kg	36	38.6	43.5	48.9
Pipe connection	Water inlet/outlet pipe		Inch	Cold water: RC3/4 Hot water: RC3/4			
	Drain pipe		mm	ODΦ24			

Note:

1. H: high fan speed; M: medium fan speed; L: low fan speed
2. The data is based on 12Pa external static pressure for G12 models, 30Pa for G30 models.
3. Cooling conditions: entering water 7°C, temperature rise 5°C, entering air temperature 27°C DB, 19°C CWB.
Heating conditions: entering water 70°C, entering/leaving temperature difference is 10°C, enter air temperature 20°C.
4. Noise is tested in semi-anechoic test room.

7. Dimension



Unit: mm

Model Size	200-Model	300-Model	400-Model 500-Model	600-Model	800-Model	1000-Model	1200-Model	1400-Model
A	545	645	745	965	1265	1370	1660	1826
B	484	585	685	905	1205	1310	1600	1766
C	513	613	713	933	1233	1338	1628	1794
D	485	585	685	905	1205	1310	1600	1766
E	741	841	941	1161	1461	1566	1856	2022
F	583	683	783	1003	1303	1408	1698	1864

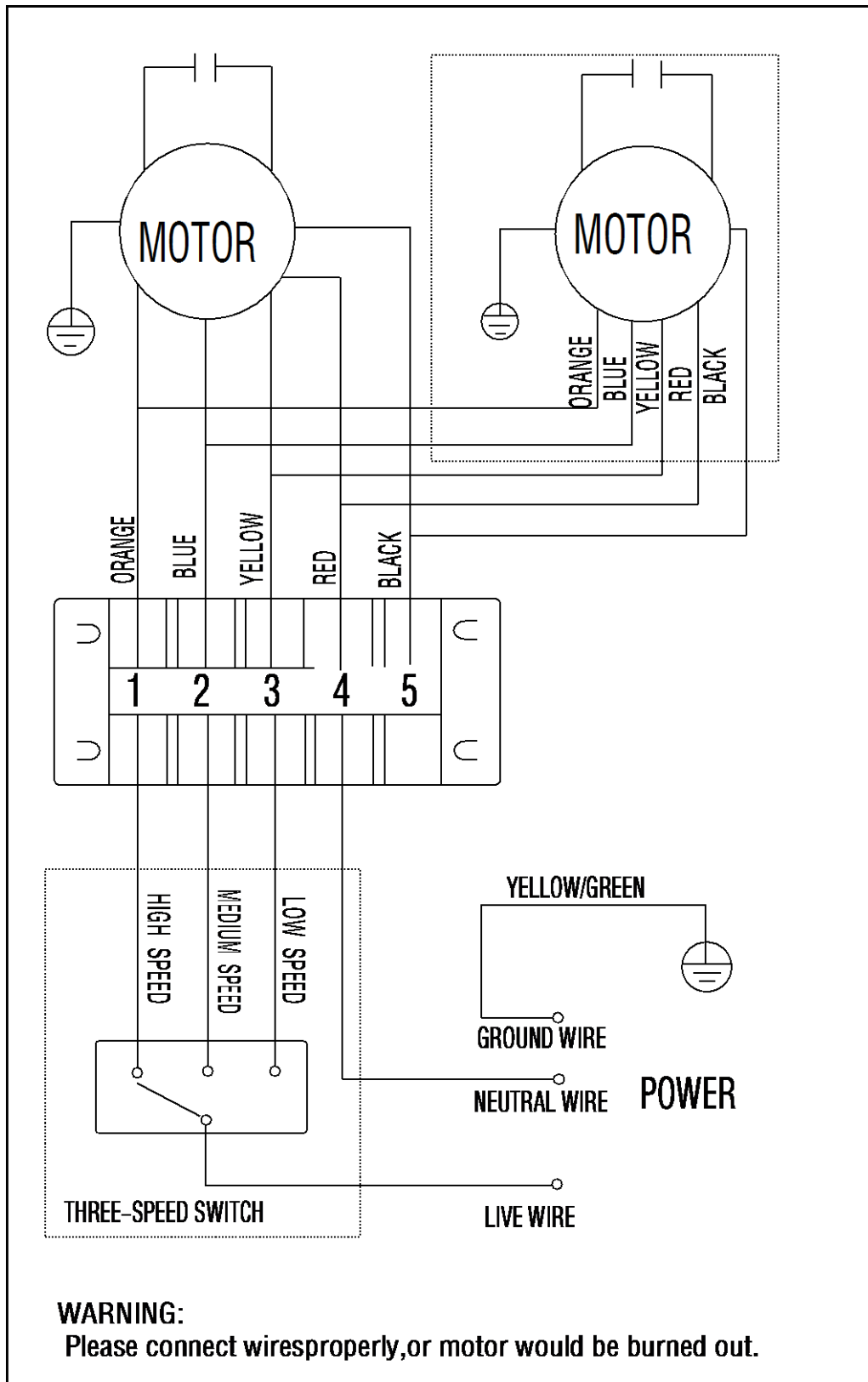
Note:

The above figure is only an instance, which would be different from the one that you purchase.

Units with air return plenum is standard, units without air return plenum can be customized.

8. Wiring Diagrams

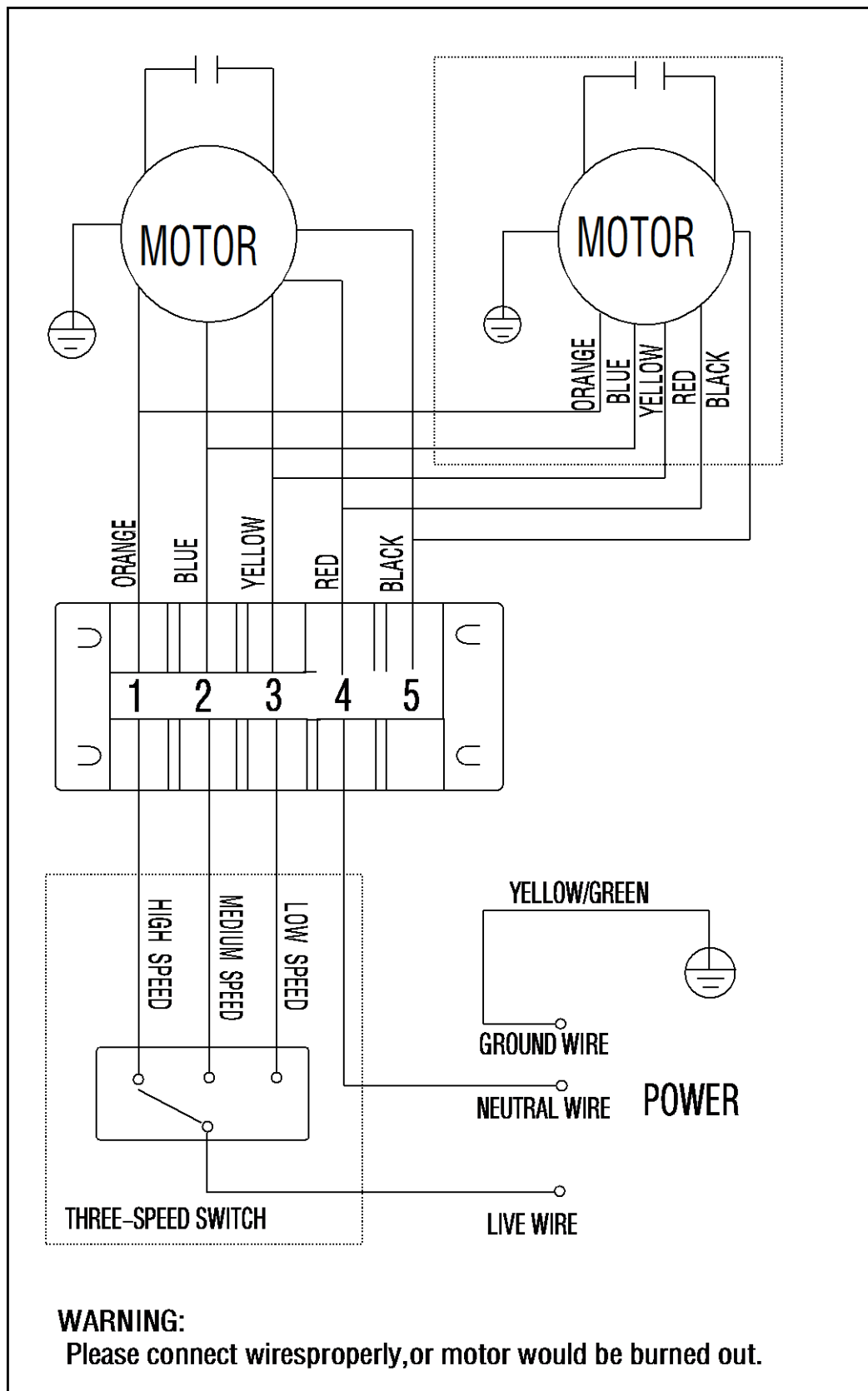
8.1 Wiring Diagrams for: MKT3-200G12; MKT3-300G12; MKT3-400G12; MKT3-500G12; MKT3-600G12; MKT3-800G12; MKT3-1000G12; MKT3-1200G12; MKT3-1400G12;



Note:

Black: supper high fan speed; Orange: high fan speed; Blue: medium fan speed; Yellow: low fan speed. Terminal 5 connects with reserved fan speed.

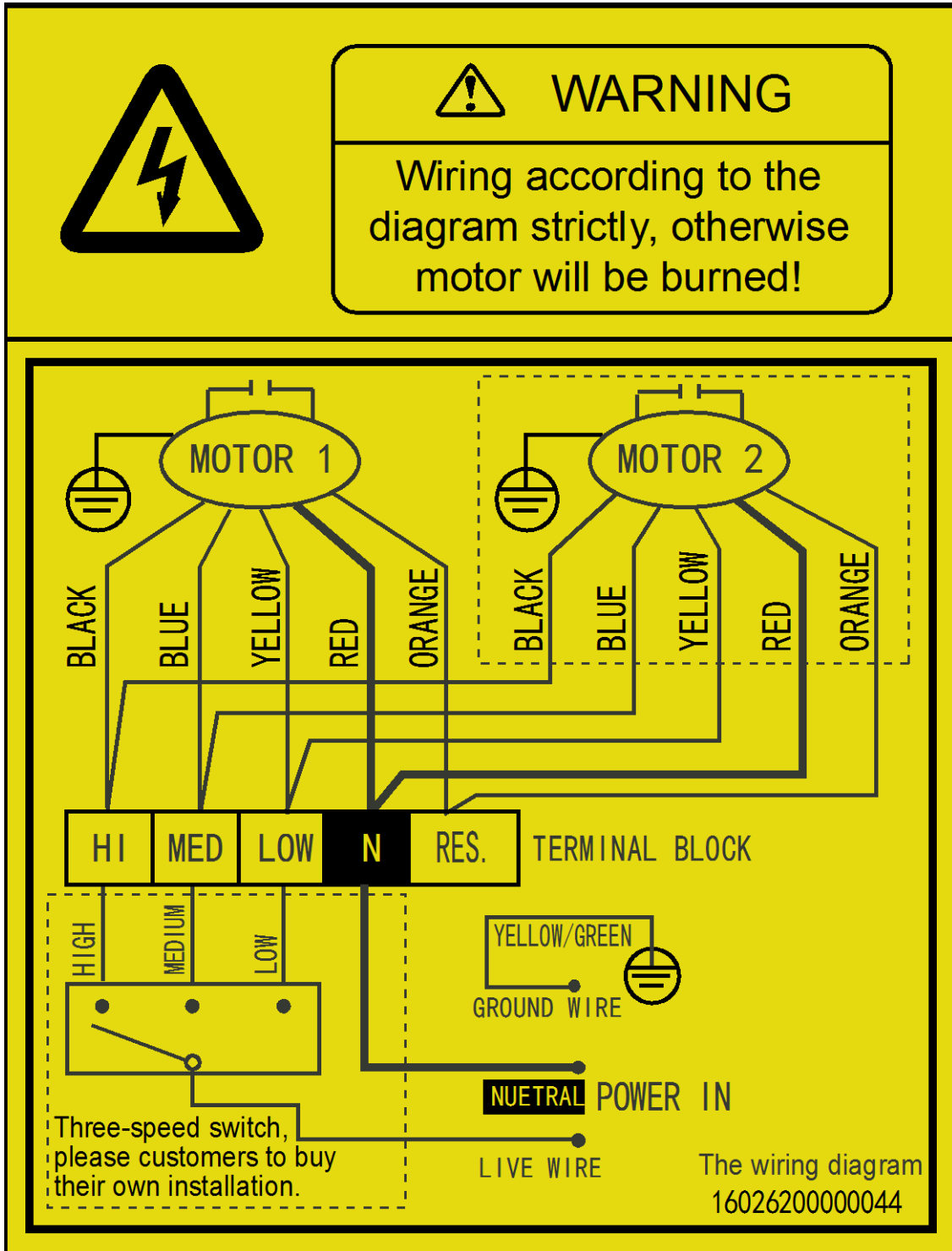
8.2 Wiring Diagrams for: MKT3-200G30; MKT3-300G30; MKT3-400G30; MKT3-500G30; MKT3-600G30; MKT3-800G30; MKT3-1000G30; MKT3-1200G30; MKT3-1400G30(50),



Note:

Black: super high fan speed; Orange: high fan speed; Blue: medium fan speed; Yellow: low fan speed. Terminal 5 connects with reserved fan speed.

8.3 Wiring Diagrams for: MKT3-200G50; MKT3-300G50; MKT3-400G50; MKT3-500G50; MKT3-600G50; MKT3-800G50; MKT3-1000G50; MKT3-1200G50;



9. Capacity Tables

Cooling Capacity:

Remark: **EWT:** Enter Water Temp. (°C); **Δt:** Temperature Difference (°C)
DB: Dry Bulb Temp. (°C); **WB:** Wet Bulb Temp. (°C);
TC: Total Cooling Capacity (kW); **SC:** Sensible Cooling Capacity (kW);
WF: Water Flow (m³/h); **WPD:** Water Pressure Drop (kPa)

MKT3-200FG12(30/50)																					
EWT	Δt	Air inlet condition																			
		DB:26.7 WB:19.4				DB:27 WB:18				DB:27 WB:19				DB:27 WB:20				DB:29 WB:21			
		TC	SC	WF	WPD	TC	SC	WF	WPD	TC	SC	WF	WPD	TC	SC	WF	WPD	TC	SC	WF	WPD
5	3	1.65	1.20	0.47	14.4	2.55	1.54	0.73	34.3	2.50	1.60	0.72	32.9	2.79	1.46	0.80	41.0	3.75	1.82	1.08	74.3
	4	1.56	1.13	0.33	7.2	2.45	1.49	0.53	17.8	2.41	1.56	0.52	17.2	2.68	1.41	0.58	21.3	3.64	1.76	0.78	39.3
	5	1.44	1.09	0.25	3.9	2.34	1.44	0.40	10.4	2.30	1.51	0.40	10.0	2.57	2.23	0.44	12.6	3.52	1.73	0.61	23.6
	6	1.31	1.04	0.19	2.3	2.24	1.40	0.32	6.6	2.20	1.45	0.31	6.4	2.46	1.31	0.35	8.0	3.43	1.67	0.49	15.6
	7	1.18	0.97	0.14	1.3	2.13	1.33	0.26	4.4	2.08	1.41	0.26	4.2	2.36	1.26	0.29	5.4	3.32	1.62	0.41	10.7
6	3	1.49	1.13	0.43	11.8	2.40	1.47	0.69	30.5	2.35	1.54	0.67	29.1	2.65	1.40	0.76	37.0	3.61	1.76	1.03	68.7
	4	1.39	1.08	0.30	5.7	2.31	1.42	0.50	15.8	2.25	1.49	0.48	15.1	2.54	1.35	0.55	19.1	3.49	1.70	0.75	36.2
	5	1.28	1.03	0.22	3.1	2.20	1.37	0.38	9.2	2.15	1.44	0.37	8.8	2.44	1.30	0.42	11.3	3.38	1.65	0.58	21.7
	6	1.15	0.98	0.17	1.7	2.09	1.33	0.30	5.8	2.04	1.39	0.29	5.5	2.32	1.24	0.33	7.1	3.29	1.59	0.47	14.3
	7	1.01	0.91	0.12	1.0	1.98	1.27	0.24	3.8	1.93	1.35	0.24	3.6	2.21	1.19	0.27	4.7	3.17	1.56	0.39	9.8
7	3	1.34	1.06	0.38	9.4	2.25	1.40	0.64	26.6	2.20	1.47	0.63	25.5	2.49	1.33	0.71	32.7	3.43	1.67	0.98	62.2
	4	1.23	1.02	0.26	4.5	2.15	1.35	0.46	13.8	2.10	1.43	0.45	13.0	2.39	1.28	0.51	17.0	3.35	1.65	0.72	33.3
	5	1.11	0.97	0.19	2.3	2.04	1.30	0.35	7.9	2	1.38	0.34	7.6	2.28	1.23	0.39	9.9	3.23	1.59	0.56	19.9
	6	0.98	0.92	0.14	1.3	1.94	1.27	0.28	4.9	1.90	1.33	0.27	4.8	2.17	1.18	0.31	6.2	3.15	1.53	0.45	13.1
	7	0.85	0.85	0.10	0.7	1.83	1.21	0.23	3.3	1.77	1.29	0.22	3.0	2.06	1.13	0.25	4.1	3.03	1.47	0.37	8.9
8	3	1.17	1.01	0.34	7.2	2.09	1.34	0.60	23.1	2.04	1.41	0.59	22.0	2.34	1.26	0.67	28.9	3.29	1.62	0.94	57.1
	4	1.06	0.98	0.23	3.3	2.00	1.30	0.43	11.9	1.94	1.37	0.42	11.2	2.23	1.22	0.48	14.7	3.17	1.56	0.68	29.9
	5	0.94	0.91	0.16	1.7	1.90	1.24	0.33	6.9	1.84	1.32	0.32	6.4	2.13	1.17	0.37	8.6	3.09	1.50	0.53	18.1
	6	0.84	0.84	0.12	0.9	1.77	1.20	0.25	4.2	1.74	1.27	0.25	4.0	2.03	1.11	0.29	5.4	2.97	1.47	0.43	11.7
	7	0.73	0.73	0.09	0.5	1.67	1.15	0.21	2.7	1.62	1.23	0.20	2.5	1.90	1.07	0.23	3.5	2.87	1.42	0.35	8.0
9	3	1.00	0.95	0.29	5.3	1.95	1.28	0.56	20.0	1.89	1.34	0.54	18.9	2.18	1.19	0.63	25.2	3.15	1.56	0.90	52.2
	4	0.91	0.91	0.20	2.5	1.84	1.24	0.39	10.0	1.78	1.30	0.38	9.4	2.07	1.15	0.45	12.7	3.03	1.50	0.65	27.3
	5	0.84	0.81	0.14	1.3	1.74	1.18	0.30	5.7	1.68	1.26	0.29	5.4	1.97	1.10	0.34	7.4	2.94	1.44	0.51	16.5
	6	0.74	0.74	0.11	0.7	1.62	1.14	0.23	3.5	1.56	1.22	0.22	3.2	1.87	1.05	0.27	4.6	2.82	1.41	0.40	10.5
	7	0.60	0.60	0.07	0.3	1.50	1.09	0.18	2.2	1.45	1.17	0.18	2.0	1.74	1.00	0.21	2.9	2.72	1.36	0.33	7.2
10	3	0.88	0.88	0.25	4.1	1.78	1.22	0.51	16.8	1.71	1.30	0.49	15.5	2.03	1.13	0.58	21.8	3.00	1.47	0.86	47.5
	4	0.81	0.81	0.17	2.0	1.67	1.17	0.36	8.3	1.62	1.25	0.35	7.8	1.91	1.09	0.41	10.9	2.88	1.44	0.62	24.6
	5	0.72	0.72	0.12	1.0	1.56	1.13	0.27	4.6	1.50	1.21	0.26	4.3	1.81	1.04	0.31	6.2	2.79	1.39	0.48	14.8
	6	0.62	0.62	0.09	0.5	1.46	1.08	0.21	2.8	1.39	1.17	0.20	2.6	1.69	0.99	0.24	3.8	2.67	1.35	0.38	9.4
	7	0.40	0.40	0.05	0.2	1.33	1.04	0.16	1.7	1.27	1.12	0.16	1.6	1.58	0.94	0.19	2.4	2.55	1.30	0.31	6.3
11	3	0.78	0.78	0.22	3.2	1.61	1.16	0.46	13.7	1.55	1.24	0.45	12.7	1.87	1.07	0.54	18.4	2.83	1.42	0.81	42.3
	4	0.71	0.71	0.15	1.5	1.51	1.12	0.32	6.8	1.45	1.19	0.31	6.2	1.76	1.03	0.38	9.2	2.72	1.38	0.58	21.9
	5	0.62	0.62	0.11	0.7	1.39	1.08	0.24	3.7	1.33	1.16	0.23	3.4	1.65	0.98	0.28	5.2	2.63	1.33	0.45	13.1
	6	0.49	0.49	0.07	0.3	1.27	1.03	0.18	2.1	1.22	1.11	0.17	2.0	1.53	0.93	0.22	3.1	2.51	1.30	0.36	8.3
	7	0.33	0.33	0.04	0.1	1.13	1.00	0.14	1.2	1.09	1.09	0.13	1.2	1.41	0.87	0.17	1.9	2.39	1.24	0.29	5.5
12	3	0.69	0.69	0.20	2.5	1.44	1.11	0.41	10.9	1.37	1.19	0.39	9.9	1.70	1.01	0.49	15.2	2.67	1.36	0.77	37.7
	4	0.61	0.61	0.13	1.1	1.33	1.07	0.29	5.3	1.27	1.15	0.27	4.8	1.60	0.97	0.34	7.6	2.56	1.32	0.55	19.5
	5	0.52	0.52	0.09	0.5	1.22	1.03	0.21	2.8	1.15	1.11	0.20	2.5	1.48	0.92	0.25	4.2	2.46	1.27	0.42	11.5
	6	0.31	0.31	0.05	0.1	1.08	1.00	0.16	1.5	1.07	1.05	0.15	1.5	1.36	0.87	0.19	2.4	2.34	1.24	0.34	7.2
	7	0.26	0.26	0.03	0.1	0.96	0.96	0.12	0.9	0.99	0.99	0.12	0.9	1.23	0.82	0.15	1.5	2.23	1.19	0.27	4.8
13	3	0.59	0.59	0.17	1.8	1.26	1.06	0.36	8.4	1.19	1.15	0.34	7.4	1.53	0.96	0.44	12.3	2.50	1.31	0.72	33.0
	4	0.51	0.51	0.11	0.8	1.15	1.02	0.25	3.9	1.11	1.09	0.24	3.7	1.42	0.91	0.31	6.0	2.40	1.26	0.52	17.0
	5	0.36	0.36	0.06	0.3	1.03	1.00	0.18	2.0	1.04	1.04	0.18	2.1	1.31	0.87	0.22	3.2	2.29	1.21	0.39	10.0
	6	0.24	0.24	0.03	0.1	0.94	0.94	0.13	1.2	0.97	0.97	0.14	1.2	1.18	0.82	0.17	1.8	2.17	1.18	0.31	6.2
	7	0.18	0.18	0.02	0.0	0.85	0.85	0.10	0.7	0.89	0.89	0.11	0.8	1.03	0.77	0.13	1.0	2.06	1.13	0.25	4.1

MKT3-300FG12(G30/50)																					
EWT	Δt	Air inlet condition																			
		DB:26.7 WB:19.4				DB:27 WB:18				DB:27 WB:19				DB:27 WB:20				DB:29 WB:21			
		TC	SC	WF	WPD	TC	SC	WF	WPD	TC	SC	WF	WPD	TC	SC	WF	WPD	TC	SC	WF	WPD
5	3	2.23	1.62	0.64	27.3	3.44	2.07	0.99	64.9	3.37	2.16	0.97	62.3	3.76	1.98	1.08	77.7	5.06	2.45	1.45	140.8
	4	2.10	1.53	0.45	13.6	3.31	2.01	0.71	33.8	3.25	2.10	0.70	32.7	3.62	1.91	0.78	40.3	4.91	2.38	1.06	74.4
	5	1.94	1.46	0.33	7.4	3.16	1.94	0.54	19.8	3.10	2.03	0.53	19.0	3.48	3.00	0.60	23.9	4.75	2.34	0.82	44.6
	6	1.77	1.40	0.25	4.3	3.02	1.89	0.43	12.5	2.96	1.96	0.42	12.1	3.32	1.77	0.48	15.2	4.64	2.26	0.66	29.5
	7	1.59	1.31	0.20	2.5	2.88	1.80	0.35	8.3	2.81	1.90	0.35	8.0	3.18	1.70	0.39	10.2	4.48	2.18	0.55	20.2
6	3	2.02	1.53	0.58	22.3	3.25	1.99	0.93	57.8	3.17	2.08	0.91	55.2	3.57	1.89	1.02	70.0	4.87	2.38	1.40	130.1
	4	1.87	1.45	0.40	10.8	3.12	1.92	0.67	30.0	3.04	2.01	0.65	28.6	3.43	1.82	0.74	36.3	4.71	2.30	1.01	68.6
	5	1.73	1.39	0.30	5.9	2.96	1.85	0.51	17.4	2.91	1.95	0.50	16.7	3.29	1.75	0.57	21.4	4.56	2.22	0.78	41.0
	6	1.55	1.32	0.22	3.3	2.82	1.80	0.40	10.9	2.76	1.87	0.40	10.4	3.13	1.68	0.45	13.4	4.44	2.14	0.64	27.1
	7	1.37	1.23	0.17	1.9	2.68	1.71	0.33	7.2	2.61	1.82	0.32	6.9	2.99	1.61	0.37	9.0	4.29	2.10	0.53	18.5
7	3	1.80	1.43	0.52	17.9	3.03	1.89	0.87	50.4	2.96	1.99	0.85	48.2	3.36	1.79	0.96	62.0	4.64	2.26	1.33	117.9
	4	1.66	1.38	0.36	8.5	2.91	1.83	0.62	26.1	2.83	1.92	0.61	24.7	3.23	1.73	0.69	32.2	4.52	2.22	0.97	63.0
	5	1.50	1.31	0.26	4.4	2.76	1.76	0.47	15.0	2.7	1.86	0.46	14.4	3.07	1.66	0.53	18.7	4.36	2.14	0.75	37.6
	6	1.32	1.25	0.19	2.4	2.61	1.71	0.37	9.4	2.57	1.79	0.37	9.0	2.93	1.59	0.42	11.8	4.25	2.06	0.61	24.7
	7	1.14	1.14	0.14	1.3	2.47	1.63	0.30	6.2	2.39	1.74	0.29	5.8	2.78	1.52	0.34	7.8	4.09	1.99	0.50	16.9
8	3	1.58	1.36	0.45	13.7	2.82	1.81	0.81	43.8	2.76	1.90	0.79	41.8	3.16	1.69	0.91	54.8	4.44	2.18	1.27	108.2
	4	1.43	1.32	0.31	6.3	2.70	1.75	0.58	22.5	2.62	1.85	0.56	21.2	3.01	1.64	0.65	27.9	4.29	2.10	0.92	56.7
	5	1.26	1.24	0.22	3.1	2.56	1.68	0.44	13.0	2.49	1.78	0.43	12.2	2.88	1.58	0.50	16.4	4.17	2.03	0.72	34.3
	6	1.13	1.13	0.16	1.8	2.40	1.62	0.34	7.9	2.35	1.71	0.34	7.6	2.74	1.50	0.39	10.3	4.01	1.99	0.58	22.1
	7	0.99	0.99	0.12	1.0	2.26	1.55	0.28	5.1	2.19	1.66	0.27	4.8	2.56	1.44	0.31	6.6	3.87	1.91	0.48	15.1
9	3	1.35	1.28	0.39	10.0	2.63	1.73	0.75	37.8	2.55	1.82	0.73	35.7	2.95	1.61	0.85	47.7	4.25	2.10	1.22	99.0
	4	1.23	1.23	0.26	4.6	2.48	1.67	0.53	19.0	2.40	1.76	0.52	17.8	2.80	1.55	0.60	24.2	4.09	2.03	0.88	51.7
	5	1.13	1.10	0.20	2.5	2.35	1.60	0.40	10.9	2.27	1.70	0.39	10.2	2.66	1.48	0.46	14.0	3.97	1.95	0.68	31.2
	6	0.99	0.99	0.14	1.4	2.19	1.54	0.31	6.6	2.11	1.65	0.30	6.1	2.52	1.41	0.36	8.7	3.81	1.91	0.55	19.9
	7	0.81	0.81	0.10	0.7	2.03	1.46	0.25	4.1	1.96	1.57	0.24	3.9	2.35	1.35	0.29	5.5	3.68	1.84	0.45	13.6
10	3	1.19	1.19	0.34	7.8	2.41	1.64	0.69	31.8	2.31	1.75	0.66	29.3	2.74	1.53	0.79	41.3	4.05	1.99	1.16	90.1
	4	1.09	1.09	0.24	3.7	2.26	1.58	0.49	15.8	2.18	1.69	0.47	14.7	2.58	1.47	0.56	20.6	3.88	1.95	0.84	46.6
	5	0.98	0.98	0.17	1.9	2.11	1.53	0.36	8.8	2.02	1.64	0.35	8.1	2.45	1.40	0.42	11.8	3.76	1.88	0.65	28.0
	6	0.84	0.84	0.12	1.0	1.97	1.46	0.28	5.3	1.88	1.57	0.27	4.8	2.29	1.33	0.33	7.2	3.60	1.83	0.52	17.8
	7	0.53	0.53	0.07	0.3	1.80	1.40	0.22	3.3	1.71	1.52	0.21	2.9	2.14	1.27	0.26	4.6	3.44	1.75	0.42	11.9
11	3	1.05	1.05	0.30	6.1	2.17	1.57	0.62	25.9	2.10	1.67	0.60	24.1	2.52	1.45	0.72	34.9	3.82	1.91	1.10	80.2
	4	0.96	0.96	0.21	2.9	2.04	1.51	0.44	12.8	1.96	1.61	0.42	11.8	2.38	1.39	0.51	17.5	3.67	1.86	0.79	41.5
	5	0.83	0.83	0.14	1.4	1.88	1.45	0.32	7.0	1.80	1.57	0.31	6.4	2.22	1.32	0.38	9.8	3.55	1.80	0.61	24.9
	6	0.66	0.66	0.09	0.6	1.71	1.39	0.25	4.0	1.65	1.50	0.24	3.7	2.06	1.25	0.30	5.8	3.39	1.75	0.49	15.7
	7	0.45	0.45	0.06	0.2	1.53	1.34	0.19	2.4	1.47	1.47	0.18	2.2	1.90	1.18	0.23	3.6	3.23	1.68	0.40	10.5
12	3	0.93	0.93	0.27	4.7	1.94	1.49	0.56	20.7	1.85	1.61	0.53	18.8	2.29	1.37	0.66	28.8	3.61	1.84	1.03	71.4
	4	0.82	0.82	0.18	2.1	1.80	1.44	0.39	10.0	1.71	1.55	0.37	9.0	2.15	1.31	0.46	14.3	3.46	1.78	0.74	36.9
	5	0.71	0.71	0.12	1.0	1.64	1.39	0.28	5.3	1.56	1.50	0.27	4.8	2.00	1.25	0.34	7.9	3.32	1.71	0.57	21.8
	6	0.42	0.42	0.06	0.2	1.46	1.34	0.21	2.9	1.45	1.42	0.21	2.9	1.83	1.18	0.26	4.6	3.16	1.67	0.45	13.7
	7	0.35	0.35	0.04	0.1	1.29	1.29	0.16	1.7	1.33	1.33	0.16	1.8	1.66	1.11	0.20	2.8	3.01	1.60	0.37	9.1
13	3	0.80	0.80	0.23	3.5	1.70	1.43	0.49	15.8	1.60	1.55	0.46	14.1	2.06	1.29	0.59	23.4	3.38	1.76	0.97	62.6
	4	0.68	0.68	0.15	1.4	1.55	1.37	0.33	7.5	1.50	1.47	0.32	6.9	1.92	1.23	0.41	11.3	3.23	1.70	0.70	32.3
	5	0.49	0.49	0.08	0.5	1.39	1.36	0.24	3.8	1.40	1.40	0.24	3.9	1.76	1.17	0.30	6.2	3.09	1.63	0.53	18.9
	6	0.33	0.33	0.05	0.1	1.26	1.26	0.18	2.2	1.31	1.31	0.19	2.3	1.59	1.11	0.23	3.5	2.93	1.59	0.42	11.8
	7	0.24	0.24	0.03	0.1	1.15	1.15	0.14	1.3	1.20	1.20	0.15	1.5	1.39	1.04	0.17	2.0	2.78	1.52	0.34	7.8

MKT3-400FG12(G30/50)																					
EWT	Δt	Air inlet condition																			
		DB:26.7 WB:19.4				DB:27 WB:18				DB:27 WB:19				DB:27 WB:20				DB:29 WB:21			
		TC	SC	WF	WPD	TC	SC	WF	WPD	TC	SC	WF	WPD	TC	SC	WF	WPD	TC	SC	WF	WPD
5	3	2.98	2.16	0.85	15.6	4.59	2.76	1.31	37.0	4.49	2.88	1.29	35.5	5.02	2.63	1.44	44.3	6.75	3.27	1.94	80.2
	4	2.80	2.04	0.60	7.8	4.41	2.68	0.95	19.2	4.34	2.80	0.93	18.6	4.82	2.55	1.04	23.0	6.55	3.17	1.41	42.4
	5	2.59	1.95	0.44	4.2	4.22	2.59	0.73	11.3	4.14	2.71	0.71	10.8	4.63	4.01	0.80	13.6	6.34	3.12	1.09	25.4
	6	2.36	1.87	0.34	2.5	4.03	2.51	0.58	7.1	3.95	2.62	0.57	6.9	4.43	2.36	0.64	8.6	6.18	3.01	0.89	16.8
	7	2.12	1.75	0.26	1.5	3.83	2.39	0.47	4.7	3.75	2.53	0.46	4.5	4.24	2.26	0.52	5.8	5.97	2.91	0.73	11.5
6	3	2.69	2.04	0.77	12.7	4.33	2.65	1.24	32.9	4.23	2.77	1.21	31.4	4.76	2.51	1.37	39.9	6.49	3.17	1.86	74.1
	4	2.50	1.94	0.54	6.2	4.16	2.56	0.89	17.1	4.06	2.68	0.87	16.3	4.57	2.43	0.98	20.7	6.29	3.06	1.35	39.1
	5	2.31	1.85	0.40	3.4	3.95	2.47	0.68	9.9	3.88	2.60	0.67	9.5	4.39	2.34	0.76	12.2	6.08	2.96	1.05	23.4
	6	2.07	1.77	0.30	1.9	3.77	2.39	0.54	6.2	3.68	2.50	0.53	5.9	4.17	2.23	0.60	7.6	5.92	2.86	0.85	15.4
	7	1.82	1.64	0.22	1.1	3.57	2.29	0.44	4.1	3.48	2.43	0.43	3.9	3.98	2.14	0.49	5.1	5.71	2.81	0.70	10.5
7	3	2.41	1.91	0.69	10.2	4.04	2.52	1.16	28.7	3.95	2.65	1.13	27.5	4.48	2.39	1.29	35.3	6.18	3.01	1.77	67.2
	4	2.21	1.84	0.47	4.8	3.88	2.44	0.83	14.8	3.77	2.57	0.81	14.1	4.31	2.31	0.93	18.3	6.03	2.96	1.30	35.9
	5	1.99	1.75	0.34	2.5	3.68	2.35	0.63	8.6	3.6	2.48	0.62	8.2	4.10	2.22	0.70	10.6	5.82	2.86	1.00	21.4
	6	1.76	1.66	0.25	1.4	3.49	2.28	0.50	5.3	3.42	2.39	0.49	5.1	3.91	2.12	0.56	6.7	5.66	2.75	0.81	14.1
	7	1.52	1.52	0.19	0.7	3.30	2.18	0.41	3.5	3.19	2.32	0.39	3.3	3.70	2.03	0.46	4.4	5.45	2.65	0.67	9.6
8	3	2.11	1.81	0.60	7.8	3.77	2.42	1.08	24.9	3.68	2.53	1.05	23.8	4.21	2.26	1.21	31.2	5.92	2.91	1.70	61.6
	4	1.90	1.76	0.41	3.6	3.60	2.33	0.77	12.8	3.49	2.47	0.75	12.0	4.01	2.19	0.86	15.9	5.71	2.81	1.23	32.3
	5	1.68	1.65	0.29	1.8	3.42	2.23	0.59	7.4	3.31	2.37	0.57	7.0	3.84	2.10	0.66	9.3	5.56	2.70	0.96	19.5
	6	1.51	1.51	0.22	1.0	3.19	2.17	0.46	4.5	3.13	2.29	0.45	4.3	3.65	2.01	0.52	5.8	5.35	2.65	0.77	12.6
	7	1.32	1.32	0.16	0.6	3.01	2.07	0.37	2.9	2.91	2.21	0.36	2.7	3.41	1.92	0.42	3.8	5.16	2.55	0.63	8.6
9	3	1.80	1.71	0.52	5.7	3.50	2.31	1.00	21.5	3.40	2.42	0.98	20.3	3.93	2.15	1.13	27.2	5.66	2.81	1.62	56.4
	4	1.64	1.64	0.35	2.6	3.30	2.22	0.71	10.8	3.21	2.35	0.69	10.2	3.73	2.07	0.80	13.8	5.45	2.70	1.17	29.4
	5	1.51	1.46	0.26	1.4	3.13	2.13	0.54	6.2	3.03	2.27	0.52	5.8	3.55	1.98	0.61	8.0	5.30	2.60	0.91	17.8
	6	1.32	1.32	0.19	0.8	2.92	2.05	0.42	3.7	2.82	2.20	0.40	3.5	3.36	1.89	0.48	5.0	5.08	2.54	0.73	11.3
	7	1.08	1.08	0.13	0.4	2.70	1.95	0.33	2.4	2.61	2.10	0.32	2.2	3.13	1.80	0.38	3.2	4.90	2.45	0.60	7.8
10	3	1.59	1.59	0.46	4.4	3.21	2.19	0.92	18.1	3.08	2.33	0.88	16.7	3.66	2.04	1.05	23.5	5.40	2.65	1.55	51.3
	4	1.46	1.46	0.31	2.1	3.01	2.10	0.65	9.0	2.91	2.25	0.63	8.4	3.44	1.96	0.74	11.7	5.18	2.60	1.11	26.5
	5	1.30	1.30	0.22	1.1	2.82	2.04	0.48	5.0	2.70	2.18	0.46	4.6	3.26	1.87	0.56	6.7	5.02	2.50	0.86	15.9
	6	1.12	1.12	0.16	0.5	2.62	1.95	0.38	3.0	2.50	2.10	0.36	2.8	3.05	1.78	0.44	4.1	4.80	2.44	0.69	10.1
	7	0.71	0.71	0.09	0.2	2.39	1.86	0.29	1.9	2.28	2.02	0.28	1.7	2.85	1.69	0.35	2.6	4.59	2.34	0.56	6.8
11	3	1.40	1.40	0.40	3.5	2.90	2.09	0.83	14.8	2.79	2.22	0.80	13.7	3.36	1.93	0.96	19.9	5.10	2.55	1.46	45.6
	4	1.28	1.28	0.28	1.6	2.72	2.02	0.58	7.3	2.61	2.14	0.56	6.7	3.17	1.85	0.68	10.0	4.89	2.48	1.05	23.6
	5	1.11	1.11	0.19	0.8	2.51	1.94	0.43	4.0	2.39	2.09	0.41	3.6	2.97	1.76	0.51	5.6	4.73	2.39	0.81	14.2
	6	0.88	0.88	0.13	0.3	2.29	1.86	0.33	2.3	2.20	1.99	0.31	2.1	2.75	1.67	0.39	3.3	4.51	2.33	0.65	9.0
	7	0.60	0.60	0.07	0.1	2.04	1.79	0.25	1.3	1.96	1.96	0.24	1.2	2.54	1.57	0.31	2.1	4.31	2.23	0.53	6.0
12	3	1.24	1.24	0.35	2.7	2.59	1.99	0.74	11.8	2.47	2.15	0.71	10.7	3.05	1.82	0.88	16.4	4.81	2.45	1.38	40.7
	4	1.09	1.09	0.23	1.2	2.40	1.92	0.52	5.7	2.28	2.07	0.49	5.1	2.87	1.74	0.62	8.2	4.61	2.37	0.99	21.0
	5	0.94	0.94	0.16	0.6	2.19	1.85	0.38	3.0	2.08	2.01	0.36	2.7	2.66	1.66	0.46	4.5	4.43	2.29	0.76	12.4
	6	0.57	0.57	0.08	0.1	1.95	1.79	0.28	1.7	1.93	1.89	0.28	1.6	2.44	1.57	0.35	2.6	4.22	2.22	0.60	7.8
	7	0.47	0.47	0.06	0.1	1.72	1.72	0.21	1.0	1.78	1.78	0.22	1.0	2.22	1.48	0.27	1.6	4.01	2.14	0.49	5.2
13	3	1.06	1.06	0.31	2.0	2.26	1.90	0.65	9.0	2.14	2.06	0.61	8.0	2.75	1.72	0.79	13.3	4.50	2.35	1.29	35.7
	4	0.91	0.91	0.20	0.8	2.07	1.83	0.45	4.2	2.00	1.96	0.43	4.0	2.56	1.64	0.55	6.5	4.31	2.26	0.93	18.4
	5	0.65	0.65	0.11	0.3	1.85	1.81	0.32	2.2	1.87	1.87	0.32	2.2	2.35	1.56	0.40	3.5	4.12	2.18	0.71	10.7
	6	0.44	0.44	0.06	0.1	1.68	1.68	0.24	1.2	1.74	1.74	0.25	1.3	2.12	1.48	0.30	2.0	3.91	2.12	0.56	6.7
	7	0.32	0.32	0.04	0.0	1.54	1.54	0.19	0.8	1.60	1.60	0.20	0.8	1.86	1.39	0.23	1.1	3.70	2.03	0.46	4.4

MKT3-500FG12(G30/50)																					
EWT	Δt	Air inlet condition																			
		DB:26.7 WB:19.4				DB:27 WB:18				DB:27 WB:19				DB:27 WB:20				DB:29 WB:21			
		TC	SC	WF	WPD	TC	SC	WF	WPD	TC	SC	WF	WPD	TC	SC	WF	WPD	TC	SC	WF	WPD
5	3	3.56	2.58	1.02	18.0	5.48	3.30	1.57	42.8	5.37	3.44	1.54	41.1	5.99	3.15	1.72	51.3	8.07	3.91	2.31	92.9
	4	3.34	2.44	0.72	9.0	5.27	3.20	1.13	22.3	5.18	3.34	1.11	21.6	5.76	3.04	1.24	26.6	7.82	3.78	1.68	49.1
	5	3.09	2.33	0.53	4.9	5.04	3.09	0.87	13.0	4.94	3.24	0.85	12.5	5.53	4.78	0.95	15.7	7.57	3.72	1.30	29.4
	6	2.82	2.23	0.40	2.8	4.82	3.00	0.69	8.3	4.72	3.13	0.68	8.0	5.29	2.82	0.76	10.0	7.38	3.60	1.06	19.5
	7	2.53	2.09	0.31	1.7	4.58	2.86	0.56	5.5	4.47	3.02	0.55	5.2	5.07	2.71	0.62	6.7	7.14	3.47	0.88	13.3
6	3	3.21	2.43	0.92	14.7	5.17	3.17	1.48	38.1	5.05	3.31	1.45	36.4	5.69	3.00	1.63	46.2	7.76	3.78	2.22	85.9
	4	2.98	2.31	0.64	7.2	4.96	3.06	1.07	19.8	4.85	3.20	1.04	18.9	5.46	2.90	1.17	23.9	7.51	3.66	1.61	45.3
	5	2.75	2.21	0.47	3.9	4.72	2.95	0.81	11.5	4.63	3.10	0.80	11.0	5.24	2.79	0.90	14.1	7.26	3.54	1.25	27.1
	6	2.48	2.11	0.35	2.2	4.50	2.86	0.64	7.2	4.39	2.98	0.63	6.9	4.98	2.67	0.71	8.9	7.07	3.41	1.01	17.9
	7	2.18	1.96	0.27	1.2	4.26	2.73	0.52	4.8	4.16	2.90	0.51	4.5	4.76	2.56	0.58	5.9	6.83	3.35	0.84	12.2
7	3	2.87	2.28	0.82	11.8	4.83	3.02	1.38	33.3	4.72	3.17	1.35	31.8	5.35	2.85	1.54	40.9	7.38	3.60	2.12	77.8
	4	2.64	2.20	0.57	5.6	4.63	2.91	1.00	17.2	4.50	3.07	0.97	16.3	5.14	2.76	1.11	21.2	7.20	3.54	1.55	41.6
	5	2.38	2.09	0.41	2.9	4.39	2.80	0.76	9.9	4.3	2.96	0.74	9.5	4.90	2.65	0.84	12.3	6.95	3.41	1.20	24.8
	6	2.10	1.99	0.30	1.6	4.16	2.72	0.60	6.2	4.09	2.85	0.59	6.0	4.67	2.53	0.67	7.8	6.76	3.29	0.97	16.3
	7	1.82	1.82	0.22	0.9	3.94	2.60	0.48	4.1	3.81	2.77	0.47	3.8	4.42	2.43	0.54	5.1	6.52	3.16	0.80	11.1
8	3	2.52	2.17	0.72	9.1	4.50	2.89	1.29	28.9	4.39	3.02	1.26	27.5	5.03	2.70	1.44	36.1	7.07	3.47	2.03	71.4
	4	2.27	2.10	0.49	4.1	4.30	2.79	0.92	14.8	4.17	2.95	0.90	14.0	4.79	2.62	1.03	18.4	6.83	3.35	1.47	37.4
	5	2.01	1.97	0.35	2.1	4.08	2.67	0.70	8.6	3.96	2.83	0.68	8.1	4.59	2.51	0.79	10.8	6.64	3.23	1.14	22.6
	6	1.81	1.81	0.26	1.2	3.82	2.59	0.55	5.2	3.74	2.73	0.54	5.0	4.36	2.40	0.62	6.8	6.39	3.16	0.92	14.6
	7	1.58	1.58	0.19	0.7	3.59	2.47	0.44	3.4	3.48	2.64	0.43	3.2	4.08	2.30	0.50	4.4	6.17	3.05	0.76	10.0
9	3	2.15	2.04	0.62	6.6	4.18	2.75	1.20	25.0	4.06	2.89	1.17	23.6	4.70	2.57	1.35	31.5	6.76	3.35	1.94	65.3
	4	1.95	1.95	0.42	3.1	3.95	2.66	0.85	12.5	3.83	2.80	0.82	11.8	4.46	2.48	0.96	15.9	6.52	3.23	1.40	34.1
	5	1.81	1.75	0.31	1.7	3.74	2.54	0.64	7.2	3.62	2.71	0.62	6.7	4.24	2.36	0.73	9.2	6.33	3.10	1.09	20.6
	6	1.58	1.58	0.23	0.9	3.49	2.45	0.50	4.3	3.36	2.62	0.48	4.0	4.01	2.25	0.58	5.8	6.06	3.03	0.87	13.1
	7	1.29	1.29	0.16	0.4	3.23	2.33	0.40	2.7	3.11	2.51	0.38	2.5	3.74	2.15	0.46	3.7	5.86	2.92	0.72	9.0
10	3	1.90	1.90	0.54	5.1	3.83	2.61	1.10	21.0	3.68	2.79	1.05	19.3	4.37	2.43	1.25	27.2	6.45	3.16	1.85	59.4
	4	1.74	1.74	0.37	2.4	3.60	2.51	0.77	10.4	3.47	2.69	0.75	9.7	4.11	2.34	0.88	13.6	6.19	3.10	1.33	30.7
	5	1.56	1.56	0.27	1.2	3.36	2.43	0.58	5.8	3.22	2.61	0.55	5.3	3.90	2.23	0.67	7.8	5.99	2.99	1.03	18.5
	6	1.33	1.33	0.19	0.6	3.13	2.33	0.45	3.5	2.99	2.51	0.43	3.2	3.64	2.12	0.52	4.7	5.73	2.91	0.82	11.7
	7	0.85	0.85	0.10	0.2	2.86	2.23	0.35	2.1	2.72	2.41	0.33	1.9	3.41	2.02	0.42	3.0	5.48	2.79	0.67	7.9
11	3	1.68	1.68	0.48	4.0	3.46	2.49	0.99	17.1	3.34	2.66	0.96	15.9	4.01	2.30	1.15	23.0	6.09	3.05	1.74	52.9
	4	1.53	1.53	0.33	1.9	3.25	2.41	0.70	8.5	3.11	2.56	0.67	7.8	3.79	2.21	0.82	11.5	5.84	2.97	1.26	27.4
	5	1.33	1.33	0.23	0.9	3.00	2.31	0.52	4.6	2.86	2.49	0.49	4.2	3.54	2.10	0.61	6.4	5.65	2.86	0.97	16.4
	6	1.05	1.05	0.15	0.4	2.73	2.22	0.39	2.7	2.62	2.38	0.38	2.5	3.29	2.00	0.47	3.9	5.39	2.79	0.77	10.4
	7	0.71	0.71	0.09	0.1	2.43	2.14	0.30	1.6	2.35	2.35	0.29	1.4	3.03	1.88	0.37	2.4	5.14	2.67	0.63	6.9
12	3	1.48	1.48	0.42	3.1	3.10	2.38	0.89	13.7	2.95	2.56	0.84	12.4	3.65	2.18	1.05	19.0	5.75	2.93	1.65	47.1
	4	1.30	1.30	0.28	1.4	2.87	2.30	0.62	6.6	2.72	2.48	0.59	6.0	3.43	2.08	0.74	9.5	5.50	2.84	1.18	24.3
	5	1.12	1.12	0.19	0.6	2.62	2.22	0.45	3.5	2.48	2.40	0.43	3.2	3.18	1.99	0.55	5.2	5.29	2.73	0.91	14.4
	6	0.68	0.68	0.10	0.2	2.33	2.14	0.33	1.9	2.30	2.26	0.33	1.9	2.92	1.87	0.42	3.0	5.04	2.66	0.72	9.1
	7	0.56	0.56	0.07	0.1	2.06	2.06	0.25	1.1	2.12	2.12	0.26	1.2	2.65	1.76	0.33	1.8	4.79	2.55	0.59	6.0
13	3	1.27	1.27	0.36	2.3	2.71	2.27	0.78	10.4	2.55	2.46	0.73	9.3	3.29	2.05	0.94	15.4	5.38	2.81	1.54	41.3
	4	1.09	1.09	0.23	0.9	2.48	2.18	0.53	4.9	2.39	2.35	0.51	4.6	3.05	1.95	0.66	7.5	5.15	2.71	1.11	21.3
	5	0.78	0.78	0.13	0.3	2.21	2.16	0.38	2.5	2.23	2.23	0.38	2.6	2.81	1.86	0.48	4.1	4.92	2.60	0.85	12.4
	6	0.52	0.52	0.07	0.1	2.01	2.01	0.29	1.4	2.08	2.08	0.30	1.5	2.54	1.76	0.36	2.3	4.67	2.53	0.67	7.8
	7	0.38	0.38	0.05	0.0	1.84	1.84	0.23	0.9	1.91	1.91	0.23	1.0	2.22	1.66	0.27	1.3	4.42	2.43	0.54	5.1

MKT3-600FG12(G30/50)																					
EWT	Δt	Air inlet condition																			
		DB:26.7 WB:19.4				DB:27 WB:18				DB:27 WB:19				DB:27 WB:20				DB:29 WB:21			
		TC	SC	WF	WPD	TC	SC	WF	WPD	TC	SC	WF	WPD	TC	SC	WF	WPD	TC	SC	WF	WPD
5	3	4.13	3.00	1.19	32.7	6.37	3.84	1.83	77.6	6.24	4.00	1.79	74.4	6.97	3.66	2.00	92.8	9.38	4.55	2.69	168.1
	4	3.89	2.84	0.84	16.3	6.13	3.72	1.32	40.3	6.02	3.89	1.30	39.0	6.70	3.54	1.44	48.2	9.09	4.40	1.95	88.8
	5	3.59	2.71	0.62	8.9	5.86	3.59	1.01	23.6	5.74	3.77	0.99	22.7	6.44	5.56	1.11	28.5	8.80	4.33	1.51	53.3
	6	3.28	2.60	0.47	5.1	5.60	3.49	0.80	15.0	5.49	3.64	0.79	14.4	6.15	3.28	0.88	18.1	8.59	4.18	1.23	35.2
	7	2.94	2.43	0.36	3.0	5.32	3.33	0.65	10.0	5.20	3.51	0.64	9.5	5.89	3.15	0.72	12.2	8.30	4.04	1.02	24.2
6	3	3.74	2.83	1.07	26.7	6.01	3.69	1.72	69.0	5.87	3.85	1.68	65.9	6.62	3.49	1.90	83.7	9.02	4.40	2.59	155.4
	4	3.47	2.69	0.75	12.9	5.77	3.56	1.24	35.8	5.63	3.72	1.21	34.1	6.35	3.38	1.37	43.3	8.73	4.26	1.88	81.9
	5	3.20	2.57	0.55	7.1	5.49	3.43	0.94	20.7	5.38	3.61	0.93	19.9	6.10	3.25	1.05	25.6	8.44	4.11	1.45	49.0
	6	2.88	2.45	0.41	4.0	5.23	3.33	0.75	13.1	5.11	3.47	0.73	12.5	5.79	3.10	0.83	16.0	8.23	3.97	1.18	32.3
	7	2.53	2.28	0.31	2.3	4.96	3.17	0.61	8.6	4.83	3.38	0.59	8.2	5.53	2.97	0.68	10.7	7.94	3.90	0.98	22.1
7	3	3.34	2.66	0.96	21.3	5.61	3.51	1.61	60.2	5.49	3.69	1.57	57.6	6.23	3.32	1.78	74.1	8.59	4.18	2.46	140.9
	4	3.07	2.55	0.66	10.1	5.38	3.38	1.16	31.1	5.24	3.56	1.13	29.5	5.98	3.21	1.29	38.5	8.37	4.11	1.80	75.3
	5	2.77	2.43	0.48	5.3	5.11	3.26	0.88	18.0	5	3.44	0.86	17.2	5.69	3.08	0.98	22.3	8.08	3.97	1.39	44.9
	6	2.44	2.31	0.35	2.8	4.84	3.17	0.69	11.2	4.75	3.32	0.68	10.8	5.43	2.94	0.78	14.1	7.86	3.82	1.13	29.5
	7	2.11	2.11	0.26	1.6	4.58	3.02	0.56	7.4	4.43	3.22	0.54	6.9	5.14	2.82	0.63	9.3	7.58	3.68	0.93	20.1
8	3	2.93	2.52	0.84	16.4	5.23	3.35	1.50	52.3	5.11	3.51	1.46	49.9	5.85	3.14	1.68	65.4	8.23	4.04	2.36	129.3
	4	2.64	2.44	0.57	7.5	5.00	3.24	1.08	26.9	4.85	3.43	1.04	25.3	5.57	3.04	1.20	33.4	7.94	3.90	1.71	67.7
	5	2.34	2.29	0.40	3.8	4.75	3.10	0.82	15.5	4.60	3.29	0.79	14.6	5.33	2.92	0.92	19.6	7.72	3.75	1.33	41.0
	6	2.10	2.10	0.30	2.1	4.44	3.01	0.64	9.4	4.35	3.17	0.62	9.0	5.06	2.78	0.73	12.3	7.43	3.68	1.07	26.4
	7	1.83	1.83	0.23	1.2	4.18	2.87	0.51	6.1	4.05	3.07	0.50	5.8	4.74	2.67	0.58	7.9	7.17	3.54	0.88	18.1
9	3	2.50	2.37	0.72	12.0	4.86	3.20	1.39	45.2	4.73	3.36	1.35	42.7	5.46	2.99	1.57	57.0	7.86	3.90	2.25	118.2
	4	2.27	2.27	0.49	5.6	4.59	3.09	0.99	22.6	4.45	3.26	0.96	21.3	5.18	2.88	1.11	28.8	7.58	3.75	1.63	61.7
	5	2.10	2.03	0.36	3.0	4.34	2.96	0.75	13.0	4.21	3.15	0.72	12.2	4.93	2.75	0.85	16.7	7.36	3.61	1.27	37.3
	6	1.84	1.84	0.26	1.6	4.05	2.85	0.58	7.9	3.91	3.05	0.56	7.3	4.67	2.62	0.67	10.4	7.05	3.53	1.01	23.7
	7	1.50	1.50	0.18	0.8	3.75	2.71	0.46	4.9	3.62	2.91	0.44	4.6	4.34	2.50	0.53	6.6	6.81	3.40	0.84	16.3
10	3	2.21	2.21	0.63	9.3	4.46	3.04	1.28	38.0	4.28	3.24	1.23	35.0	5.08	2.83	1.46	49.3	7.50	3.68	2.15	107.6
	4	2.03	2.03	0.44	4.4	4.18	2.92	0.90	18.8	4.04	3.13	0.87	17.5	4.78	2.72	1.03	24.6	7.19	3.61	1.55	55.6
	5	1.81	1.81	0.31	2.3	3.91	2.83	0.67	10.5	3.74	3.03	0.64	9.6	4.53	2.60	0.78	14.1	6.97	3.48	1.20	33.4
	6	1.55	1.55	0.22	1.1	3.64	2.71	0.52	6.3	3.48	2.91	0.50	5.8	4.24	2.47	0.61	8.6	6.67	3.38	0.96	21.2
	7	0.99	0.99	0.12	0.3	3.33	2.59	0.41	3.9	3.17	2.81	0.39	3.5	3.96	2.34	0.49	5.5	6.37	3.25	0.78	14.2
11	3	1.95	1.95	0.56	7.3	4.03	2.90	1.15	31.0	3.88	3.09	1.11	28.8	4.67	2.68	1.34	41.6	7.08	3.54	2.03	95.7
	4	1.78	1.78	0.38	3.4	3.77	2.80	0.81	15.3	3.62	2.97	0.78	14.1	4.41	2.57	0.95	20.9	6.79	3.45	1.46	49.6
	5	1.54	1.54	0.27	1.6	3.48	2.69	0.60	8.4	3.33	2.90	0.57	7.6	4.12	2.45	0.71	11.7	6.57	3.33	1.13	29.7
	6	1.23	1.23	0.18	0.7	3.17	2.58	0.46	4.8	3.05	2.77	0.44	4.5	3.82	2.32	0.55	7.0	6.27	3.24	0.90	18.8
	7	0.83	0.83	0.10	0.2	2.83	2.49	0.35	2.8	2.73	2.73	0.34	2.6	3.52	2.19	0.43	4.4	5.98	3.10	0.73	12.6
12	3	1.72	1.72	0.49	5.6	3.60	2.76	1.03	24.8	3.43	2.98	0.98	22.4	4.24	2.53	1.22	34.4	6.68	3.41	1.92	85.3
	4	1.52	1.52	0.33	2.5	3.33	2.67	0.72	11.9	3.17	2.88	0.68	10.8	3.99	2.42	0.86	17.1	6.40	3.30	1.38	44.0
	5	1.31	1.31	0.22	1.2	3.04	2.58	0.52	6.4	2.89	2.78	0.50	5.7	3.70	2.31	0.64	9.4	6.15	3.17	1.06	26.1
	6	0.79	0.79	0.11	0.3	2.71	2.49	0.39	3.5	2.68	2.63	0.38	3.4	3.39	2.18	0.49	5.5	5.86	3.09	0.84	16.4
	7	0.65	0.65	0.08	0.1	2.40	2.40	0.29	2.0	2.47	2.47	0.30	2.1	3.08	2.05	0.38	3.3	5.57	2.97	0.68	10.9
13	3	1.48	1.48	0.42	4.2	3.15	2.64	0.90	18.9	2.97	2.86	0.85	16.8	3.82	2.39	1.10	27.9	6.26	3.27	1.79	74.8
	4	1.26	1.26	0.27	1.7	2.88	2.54	0.62	8.9	2.78	2.73	0.60	8.3	3.55	2.27	0.76	13.5	5.99	3.15	1.29	38.6
	5	0.91	0.91	0.16	0.6	2.57	2.51	0.44	4.5	2.60	2.60	0.45	4.6	3.27	2.16	0.56	7.3	5.72	3.02	0.98	22.5
	6	0.61	0.61	0.09	0.2	2.34	2.34	0.34	2.6	2.42	2.42	0.35	2.8	2.95	2.05	0.42	4.2	5.43	2.94	0.78	14.1
	7	0.45	0.45	0.05	0.1	2.14	2.14	0.26	1.6	2.22	2.22	0.27	1.7	2.58	1.93	0.32	2.3	5.14	2.82	0.63	9.3

MKT3-800FG12(G30/50)																					
EWT	Δt	Air inlet condition																			
		DB:26.7 WB:19.4				DB:27 WB:18				DB:27 WB:19				DB:27 WB:20				DB:29 WB:21			
		TC	SC	WF	WPD	TC	SC	WF	WPD	TC	SC	WF	WPD	TC	SC	WF	WPD	TC	SC	WF	WPD
5	3	5.62	4.08	1.61	35.7	8.66	5.22	2.48	84.8	8.49	5.45	2.43	81.4	9.48	4.97	2.72	101.5	12.76	6.18	3.66	183.8
	4	5.29	3.86	1.14	17.8	8.33	5.06	1.79	44.1	8.19	5.29	1.76	42.6	9.11	4.81	1.96	52.7	12.36	5.99	2.66	97.1
	5	4.89	3.69	0.84	9.7	7.97	4.89	1.37	25.8	7.81	5.12	1.34	24.8	8.75	7.57	1.51	31.1	11.97	5.89	2.06	58.3
	6	4.46	3.53	0.64	5.6	7.61	4.75	1.09	16.4	7.47	4.95	1.07	15.7	8.37	4.45	1.20	19.8	11.68	5.69	1.67	38.5
	7	4.00	3.31	0.49	3.3	7.24	4.52	0.89	10.9	7.07	4.78	0.87	10.4	8.02	4.28	0.98	13.3	11.28	5.49	1.39	26.4
6	3	5.08	3.85	1.46	29.2	8.17	5.01	2.34	75.5	7.99	5.23	2.29	72.1	9.00	4.75	2.58	91.4	12.27	5.99	3.52	169.9
	4	4.72	3.66	1.01	14.2	7.85	4.84	1.69	39.1	7.66	5.05	1.65	37.3	8.63	4.59	1.86	47.4	11.87	5.79	2.55	89.6
	5	4.36	3.49	0.75	7.7	7.47	4.66	1.28	22.7	7.32	4.91	1.26	21.8	8.29	4.42	1.43	28.0	11.48	5.59	1.97	53.6
	6	3.92	3.34	0.56	4.3	7.11	4.52	1.02	14.3	6.95	4.72	1.00	13.6	7.88	4.22	1.13	17.5	11.19	5.40	1.60	35.3
	7	3.44	3.10	0.42	2.5	6.74	4.32	0.83	9.4	6.57	4.59	0.81	9.0	7.53	4.04	0.92	11.7	10.79	5.30	1.33	24.2
7	3	4.54	3.61	1.30	23.3	7.63	4.77	2.19	65.8	7.47	5.01	2.14	63.0	8.47	4.51	2.43	81.0	11.68	5.69	3.35	154.0
	4	4.17	3.47	0.90	11.0	7.32	4.60	1.57	34.0	7.12	4.85	1.53	32.2	8.13	4.37	1.75	42.0	11.38	5.59	2.45	82.3
	5	3.77	3.31	0.65	5.8	6.95	4.44	1.19	19.6	6.8	4.68	1.17	18.8	7.74	4.19	1.33	24.4	10.99	5.40	1.89	49.1
	6	3.32	3.14	0.48	3.1	6.58	4.31	0.94	12.2	6.47	4.51	0.93	11.8	7.39	4.00	1.06	15.4	10.70	5.20	1.53	32.3
	7	2.88	2.88	0.35	1.7	6.23	4.11	0.77	8.1	6.02	4.38	0.74	7.5	7.00	3.84	0.86	10.2	10.30	5.00	1.27	22.0
8	3	3.98	3.42	1.14	17.9	7.11	4.56	2.04	57.2	6.95	4.78	1.99	54.5	7.96	4.27	2.28	71.5	11.19	5.49	3.21	141.3
	4	3.59	3.32	0.77	8.2	6.80	4.41	1.46	29.4	6.59	4.67	1.42	27.6	7.58	4.14	1.63	36.5	10.79	5.30	2.32	74.0
	5	3.18	3.11	0.55	4.1	6.46	4.22	1.11	16.9	6.26	4.47	1.08	15.9	7.25	3.97	1.25	21.4	10.50	5.10	1.81	44.8
	6	2.86	2.86	0.41	2.3	6.03	4.09	0.86	10.3	5.92	4.32	0.85	9.9	6.89	3.79	0.99	13.4	10.11	5.00	1.45	28.8
	7	2.49	2.49	0.31	1.3	5.68	3.91	0.70	6.7	5.50	4.17	0.68	6.3	6.45	3.63	0.79	8.6	9.75	4.82	1.20	19.7
9	3	3.40	3.23	0.98	13.1	6.61	4.36	1.90	49.4	6.43	4.57	1.84	46.7	7.43	4.06	2.13	62.3	10.70	5.30	3.07	129.2
	4	3.09	3.09	0.66	6.1	6.24	4.20	1.34	24.7	6.05	4.44	1.30	23.3	7.05	3.92	1.51	31.5	10.30	5.10	2.22	67.4
	5	2.86	2.77	0.49	3.3	5.91	4.02	1.02	14.2	5.72	4.29	0.98	13.3	6.70	3.74	1.15	18.3	10.01	4.91	1.72	40.7
	6	2.50	2.50	0.36	1.8	5.51	3.88	0.79	8.6	5.32	4.15	0.76	8.0	6.35	3.56	0.91	11.4	9.59	4.80	1.37	25.9
	7	2.04	2.04	0.25	0.9	5.10	3.69	0.63	5.4	4.93	3.96	0.61	5.0	5.91	3.40	0.73	7.2	9.26	4.62	1.14	17.8
10	3	3.00	3.00	0.86	10.2	6.06	4.13	1.74	41.5	5.82	4.41	1.67	38.2	6.91	3.85	1.98	53.9	10.20	5.00	2.93	117.6
	4	2.76	2.76	0.59	4.8	5.69	3.97	1.22	20.6	5.49	4.26	1.18	19.2	6.51	3.70	1.40	26.9	9.78	4.91	2.10	60.8
	5	2.46	2.46	0.42	2.5	5.32	3.85	0.91	11.5	5.09	4.12	0.88	10.5	6.16	3.53	1.06	15.4	9.48	4.73	1.63	36.5
	6	2.11	2.11	0.30	1.3	4.96	3.68	0.71	6.9	4.73	3.96	0.68	6.3	5.76	3.36	0.83	9.4	9.07	4.60	1.30	23.2
	7	1.34	1.34	0.17	0.4	4.52	3.52	0.56	4.2	4.31	3.82	0.53	3.8	5.39	3.19	0.66	6.0	8.66	4.42	1.06	15.6
11	3	2.65	2.65	0.76	7.9	5.48	3.94	1.57	33.9	5.28	4.20	1.51	31.5	6.35	3.64	1.82	45.5	9.63	4.82	2.76	104.6
	4	2.42	2.42	0.52	3.7	5.13	3.81	1.10	16.7	4.93	4.04	1.06	15.4	6.00	3.49	1.29	22.8	9.23	4.69	1.99	54.2
	5	2.10	2.10	0.36	1.8	4.74	3.66	0.82	9.1	4.52	3.94	0.78	8.3	5.60	3.33	0.96	12.8	8.94	4.52	1.54	32.5
	6	1.67	1.67	0.24	0.8	4.32	3.51	0.62	5.3	4.15	3.77	0.59	4.9	5.20	3.16	0.75	7.6	8.53	4.41	1.22	20.5
	7	1.13	1.13	0.14	0.3	3.85	3.39	0.47	3.1	3.71	3.71	0.46	2.9	4.79	2.97	0.59	4.8	8.13	4.22	1.00	13.7
12	3	2.34	2.34	0.67	6.2	4.90	3.76	1.40	27.1	4.66	4.05	1.34	24.5	5.77	3.44	1.65	37.6	9.09	4.63	2.60	93.2
	4	2.06	2.06	0.44	2.7	4.53	3.63	0.97	13.1	4.31	3.92	0.93	11.8	5.43	3.29	1.17	18.7	8.70	4.48	1.87	48.1
	5	1.78	1.78	0.31	1.3	4.14	3.50	0.71	7.0	3.92	3.79	0.68	6.3	5.03	3.14	0.87	10.3	8.37	4.32	1.44	28.5
	6	1.07	1.07	0.15	0.3	3.68	3.39	0.53	3.8	3.64	3.57	0.52	3.7	4.61	2.96	0.66	6.0	7.97	4.20	1.14	17.9
	7	0.88	0.88	0.11	0.2	3.26	3.26	0.40	2.2	3.36	3.36	0.41	2.3	4.19	2.79	0.51	3.6	7.58	4.03	0.93	11.9
13	3	2.01	2.01	0.58	4.6	4.28	3.59	1.23	20.7	4.03	3.90	1.16	18.4	5.20	3.25	1.49	30.5	8.51	4.45	2.44	81.7
	4	1.72	1.72	0.37	1.9	3.92	3.45	0.84	9.7	3.78	3.71	0.81	9.1	4.83	3.09	1.04	14.8	8.14	4.28	1.75	42.1
	5	1.24	1.24	0.21	0.6	3.49	3.41	0.60	5.0	3.53	3.53	0.61	5.1	4.45	2.94	0.76	8.0	7.78	4.11	1.34	24.6
	6	0.82	0.82	0.12	0.2	3.18	3.18	0.46	2.9	3.29	3.29	0.47	3.1	4.01	2.79	0.58	4.5	7.38	4.00	1.06	15.4
	7	0.61	0.61	0.07	0.1	2.90	2.90	0.36	1.7	3.02	3.02	0.37	1.9	3.51	2.63	0.43	2.6	7.00	3.84	0.86	10.2

MKT3-1000FG12(G30/50)																					
EWT	Δt	Air inlet condition																			
		DB:26.7 WB:19.4				DB:27 WB:18				DB:27 WB:19				DB:27 WB:20				DB:29 WB:21			
		TC	SC	WF	WPD	TC	SC	WF	WPD	TC	SC	WF	WPD	TC	SC	WF	WPD	TC	SC	WF	WPD
5	3	6.45	4.68	1.85	57.0	9.94	5.99	2.85	135.3	9.74	6.25	2.79	129.8	10.87	5.71	3.12	161.9	14.63	7.09	4.19	293.3
	4	6.07	4.42	1.30	28.4	9.56	5.81	2.05	70.4	9.40	6.07	2.02	68.1	10.45	5.52	2.25	84.1	14.18	6.87	3.05	155.0
	5	5.61	4.23	0.96	15.5	9.14	5.61	1.57	41.2	8.96	5.88	1.54	39.6	10.04	8.68	1.73	49.7	13.73	6.75	2.36	93.0
	6	5.12	4.05	0.73	9.0	8.73	5.45	1.25	26.1	8.57	5.67	1.23	25.1	9.60	5.11	1.38	31.6	13.39	6.53	1.92	61.4
	7	4.59	3.79	0.56	5.3	8.31	5.19	1.02	17.4	8.12	5.48	1.00	16.6	9.20	4.91	1.13	21.3	12.94	6.30	1.59	42.1
6	3	5.83	4.41	1.67	46.6	9.38	5.75	2.69	120.4	9.16	6.00	2.63	115.0	10.32	5.45	2.96	145.9	14.07	6.87	4.03	271.1
	4	5.41	4.20	1.16	22.6	9.00	5.55	1.94	62.5	8.79	5.80	1.89	59.5	9.90	5.27	2.13	75.6	13.62	6.64	2.93	142.9
	5	5.00	4.01	0.86	12.3	8.57	5.35	1.47	36.2	8.40	5.63	1.44	34.8	9.51	5.06	1.64	44.6	13.17	6.42	2.27	85.5
	6	4.49	3.83	0.64	6.9	8.16	5.19	1.17	22.8	7.97	5.41	1.14	21.7	9.04	4.84	1.30	28.0	12.83	6.19	1.84	56.4
	7	3.95	3.56	0.49	3.9	7.73	4.95	0.95	15.0	7.54	5.27	0.93	14.3	8.63	4.64	1.06	18.7	12.38	6.08	1.52	38.6
7	3	5.21	4.14	1.49	37.2	8.76	5.47	2.51	105.0	8.57	5.75	2.46	100.5	9.71	5.18	2.78	129.2	13.39	6.53	3.84	245.7
	4	4.78	3.98	1.03	17.6	8.40	5.28	1.81	54.3	8.17	5.56	1.76	51.4	9.33	5.01	2.01	67.1	13.06	6.42	2.81	131.3
	5	4.32	3.79	0.74	9.2	7.97	5.09	1.37	31.3	7.8	5.37	1.34	30	8.88	4.81	1.53	38.9	12.61	6.19	2.17	78.4
	6	3.80	3.60	0.55	5.0	7.55	4.94	1.08	19.5	7.42	5.18	1.06	18.8	8.48	4.59	1.21	24.6	12.27	5.97	1.76	51.5
	7	3.30	3.30	0.41	2.7	7.15	4.72	0.88	12.9	6.91	5.02	0.85	12.0	8.03	4.40	0.99	16.2	11.82	5.74	1.45	35.1
8	3	4.57	3.93	1.31	28.6	8.16	5.23	2.34	91.2	7.97	5.48	2.28	87.0	9.13	4.90	2.62	114.1	12.83	6.30	3.68	225.5
	4	4.12	3.80	0.89	13.1	7.80	5.05	1.68	46.9	7.56	5.36	1.63	44.1	8.69	4.75	1.87	58.2	12.38	6.08	2.66	118.1
	5	3.65	3.57	0.63	6.6	7.41	4.84	1.27	27.0	7.18	5.13	1.24	25.4	8.32	4.56	1.43	34.1	12.04	5.85	2.07	71.5
	6	3.28	3.28	0.47	3.7	6.92	4.69	0.99	16.4	6.79	4.95	0.97	15.8	7.90	4.34	1.13	21.4	11.59	5.74	1.66	46.0
	7	2.86	2.86	0.35	2.1	6.52	4.48	0.80	10.7	6.31	4.78	0.78	10.0	7.39	4.16	0.91	13.8	11.19	5.53	1.37	31.5
9	3	3.91	3.70	1.12	20.9	7.59	5.00	2.17	78.8	7.37	5.25	2.11	74.4	8.52	4.66	2.44	99.4	12.27	6.08	3.52	206.2
	4	3.55	3.55	0.76	9.7	7.16	4.82	1.54	39.5	6.94	5.09	1.49	37.2	8.08	4.49	1.74	50.3	11.82	5.85	2.54	107.6
	5	3.28	3.17	0.56	5.3	6.78	4.61	1.17	22.6	6.56	4.92	1.13	21.2	7.69	4.29	1.32	29.1	11.48	5.63	1.97	65.0
	6	2.87	2.87	0.41	2.8	6.33	4.45	0.91	13.7	6.10	4.76	0.87	12.7	7.28	4.09	1.04	18.2	11.00	5.50	1.58	41.4
	7	2.34	2.34	0.29	1.4	5.85	4.23	0.72	8.6	5.65	4.55	0.69	8.0	6.78	3.91	0.83	11.6	10.63	5.30	1.31	28.4
10	3	3.44	3.44	0.99	16.2	6.96	4.74	1.99	66.3	6.67	5.05	1.91	61.0	7.92	4.41	2.27	86.0	11.71	5.74	3.36	187.7
	4	3.16	3.16	0.68	7.7	6.53	4.56	1.40	32.8	6.30	4.88	1.36	30.6	7.46	4.24	1.60	42.9	11.22	5.63	2.41	97.0
	5	2.83	2.83	0.49	3.9	6.10	4.41	1.05	18.4	5.84	4.73	1.00	16.8	7.07	4.05	1.22	24.6	10.87	5.43	1.87	58.3
	6	2.42	2.42	0.35	2.0	5.68	4.22	0.81	11.1	5.43	4.55	0.78	10.1	6.61	3.85	0.95	14.9	10.40	5.28	1.49	37.0
	7	1.54	1.54	0.19	0.6	5.19	4.04	0.64	6.8	4.94	4.38	0.61	6.1	6.18	3.66	0.76	9.6	9.94	5.06	1.22	24.8
11	3	3.04	3.04	0.87	12.6	6.28	4.52	1.80	54.0	6.06	4.82	1.74	50.2	7.28	4.18	2.09	72.6	11.04	5.53	3.17	167.0
	4	2.78	2.78	0.60	6.0	5.89	4.37	1.27	26.7	5.65	4.64	1.21	24.6	6.88	4.01	1.48	36.4	10.59	5.38	2.28	86.4
	5	2.41	2.41	0.41	2.9	5.44	4.20	0.94	14.6	5.19	4.52	0.89	13.3	6.43	3.82	1.11	20.4	10.25	5.19	1.76	51.8
	6	1.91	1.91	0.27	1.3	4.95	4.03	0.71	8.4	4.76	4.32	0.68	7.8	5.97	3.62	0.86	12.2	9.78	5.05	1.40	32.8
	7	1.29	1.29	0.16	0.4	4.41	3.88	0.54	4.9	4.25	4.25	0.52	4.6	5.49	3.41	0.67	7.6	9.33	4.84	1.15	21.9
12	3	2.68	2.68	0.77	9.8	5.62	4.31	1.61	43.2	5.35	4.65	1.53	39.2	6.62	3.95	1.90	60.0	10.42	5.31	2.99	148.8
	4	2.36	2.36	0.51	4.3	5.20	4.16	1.12	20.8	4.94	4.49	1.06	18.8	6.22	3.77	1.34	29.8	9.98	5.14	2.15	76.8
	5	2.04	2.04	0.35	2.0	4.75	4.02	0.82	11.1	4.50	4.34	0.77	10.0	5.77	3.60	0.99	16.4	9.60	4.95	1.65	45.5
	6	1.23	1.23	0.18	0.5	4.22	3.88	0.60	6.1	4.18	4.10	0.60	6.0	5.29	3.40	0.76	9.6	9.14	4.82	1.31	28.6
	7	1.01	1.01	0.12	0.3	3.74	3.74	0.46	3.5	3.85	3.85	0.47	3.7	4.81	3.20	0.59	5.8	8.69	4.63	1.07	19.0
13	3	2.31	2.31	0.66	7.3	4.91	4.12	1.41	33.0	4.63	4.47	1.33	29.3	5.97	3.73	1.71	48.7	9.76	5.10	2.80	130.4
	4	1.97	1.97	0.42	3.0	4.49	3.96	0.97	15.5	4.33	4.25	0.93	14.5	5.54	3.55	1.19	23.6	9.34	4.91	2.01	67.2
	5	1.42	1.42	0.24	1.0	4.01	3.92	0.69	7.9	4.05	4.05	0.70	8.1	5.10	3.38	0.88	12.8	8.93	4.72	1.54	39.3
	6	0.95	0.95	0.14	0.3	3.65	3.65	0.52	4.6	3.77	3.77	0.54	4.9	4.60	3.20	0.66	7.3	8.46	4.59	1.21	24.5
	7	0.70	0.70	0.09	0.1	3.33	3.33	0.41	2.8	3.47	3.47	0.43	3.0	4.03	3.02	0.50	4.1	8.03	4.40	0.99	16.2

MKT3-1200FG12(G30/50)																					
EWT	Δt	Air inlet condition																			
		DB:26.7 WB:19.4				DB:27 WB:18				DB:27 WB:19				DB:27 WB:20				DB:29 WB:21			
		TC	SC	WF	WPD	TC	SC	WF	WPD	TC	SC	WF	WPD	TC	SC	WF	WPD	TC	SC	WF	WPD
5	3	8.43	6.12	2.42	76.5	13.00	7.83	3.73	181.7	12.73	8.17	3.65	174.4	14.22	7.46	4.08	217.5	19.13	9.27	5.49	393.9
	4	7.93	5.78	1.71	38.1	12.50	7.59	2.69	94.5	12.29	7.93	2.64	91.4	13.66	7.21	2.94	112.9	18.55	8.98	3.99	208.2
	5	7.33	5.53	1.26	20.8	11.95	7.33	2.06	55.3	11.72	7.68	2.02	53.2	13.13	11.35	2.26	66.8	17.96	8.83	3.09	124.9
	6	6.70	5.30	0.96	12.1	11.42	7.12	1.64	35.1	11.20	7.42	1.61	33.7	12.55	6.68	1.80	42.4	17.52	8.54	2.51	82.5
	7	6.01	4.96	0.74	7.1	10.86	6.79	1.33	23.3	10.61	7.17	1.30	22.3	12.03	6.42	1.48	28.6	16.93	8.24	2.08	56.6
6	3	7.62	5.77	2.19	62.5	12.26	7.52	3.51	161.7	11.98	7.85	3.43	154.4	13.50	7.12	3.87	196.0	18.40	8.98	5.27	364.2
	4	7.08	5.49	1.52	30.3	11.77	7.26	2.53	83.9	11.50	7.58	2.47	80.0	12.95	6.89	2.78	101.5	17.81	8.68	3.83	192.0
	5	6.54	5.24	1.12	16.5	11.20	6.99	1.93	48.6	10.98	7.36	1.89	46.7	12.44	6.62	2.14	59.9	17.22	8.39	2.96	114.9
	6	5.87	5.00	0.84	9.3	10.67	6.79	1.53	30.6	10.42	7.08	1.49	29.2	11.82	6.33	1.69	37.6	16.78	8.10	2.41	75.7
	7	5.17	4.65	0.63	5.3	10.11	6.48	1.24	20.2	9.86	6.89	1.21	19.2	11.29	6.06	1.39	25.2	16.19	7.95	1.99	51.8
7	3	6.81	5.42	1.95	50.0	11.45	7.15	3.28	141.1	11.20	7.52	3.21	135.0	12.70	6.77	3.64	173.6	17.52	8.54	5.02	330.1
	4	6.26	5.21	1.34	23.7	10.98	6.90	2.36	73.0	10.69	7.27	2.30	69.1	12.20	6.55	2.62	90.1	17.07	8.39	3.67	176.4
	5	5.65	4.96	0.97	12.4	10.42	6.65	1.79	42.1	10.2	7.02	1.75	40.3	11.61	6.28	2.00	52.2	16.48	8.10	2.84	105.3
	6	4.97	4.71	0.71	6.7	9.88	6.46	1.42	26.2	9.70	6.77	1.39	25.3	11.08	6.01	1.59	33.0	16.04	7.80	2.30	69.2
	7	4.31	4.31	0.53	3.7	9.35	6.17	1.15	17.3	9.04	6.56	1.11	16.1	10.49	5.75	1.29	21.8	15.45	7.51	1.90	47.2
8	3	5.98	5.14	1.71	38.4	10.67	6.84	3.06	122.5	10.42	7.17	2.99	116.8	11.94	6.40	3.42	153.3	16.78	8.24	4.81	302.9
	4	5.39	4.97	1.16	17.6	10.20	6.61	2.19	63.0	9.89	7.01	2.13	59.2	11.36	6.21	2.44	78.1	16.19	7.95	3.48	158.7
	5	4.77	4.67	0.82	8.8	9.68	6.33	1.67	36.3	9.39	6.71	1.62	34.2	10.88	5.96	1.87	45.8	15.75	7.65	2.71	96.1
	6	4.28	4.28	0.61	4.9	9.05	6.14	1.30	22.0	8.88	6.48	1.27	21.2	10.33	5.68	1.48	28.7	15.16	7.51	2.17	61.8
	7	3.74	3.74	0.46	2.8	8.52	5.86	1.05	14.4	8.26	6.26	1.01	13.5	9.67	5.45	1.19	18.5	14.63	7.23	1.80	42.3
9	3	5.11	4.84	1.46	28.1	9.92	6.54	2.84	105.9	9.64	6.86	2.76	100.0	11.14	6.09	3.19	133.6	16.04	7.95	4.60	276.9
	4	4.64	4.64	1.00	13.0	9.36	6.30	2.01	53.0	9.08	6.65	1.95	49.9	10.57	5.87	2.27	67.6	15.45	7.65	3.32	144.6
	5	4.28	4.15	0.74	7.1	8.86	6.03	1.52	30.4	8.58	6.43	1.48	28.5	10.05	5.61	1.73	39.1	15.01	7.36	2.58	87.3
	6	3.75	3.75	0.54	3.8	8.27	5.81	1.19	18.4	7.98	6.23	1.14	17.1	9.52	5.34	1.36	24.4	14.38	7.20	2.06	55.6
	7	3.06	3.06	0.38	1.9	7.65	5.53	0.94	11.6	7.39	5.95	0.91	10.8	8.86	5.11	1.09	15.5	13.89	6.93	1.71	38.2
10	3	4.50	4.50	1.29	21.8	9.10	6.20	2.61	89.0	8.73	6.61	2.50	82.0	10.36	5.77	2.97	115.5	15.31	7.51	4.39	252.1
	4	4.14	4.14	0.89	10.4	8.54	5.96	1.84	44.1	8.24	6.39	1.77	41.1	9.76	5.55	2.10	57.6	14.67	7.36	3.16	130.3
	5	3.69	3.69	0.64	5.3	7.98	5.77	1.37	24.7	7.64	6.18	1.31	22.6	9.24	5.30	1.59	33.1	14.22	7.09	2.45	78.3
	6	3.16	3.16	0.45	2.7	7.43	5.52	1.07	14.9	7.09	5.95	1.02	13.5	8.64	5.03	1.24	20.1	13.60	6.90	1.95	49.8
	7	2.02	2.02	0.25	0.8	6.79	5.28	0.83	9.1	6.46	5.73	0.79	8.3	8.08	4.78	0.99	12.9	13.00	6.62	1.60	33.4
11	3	3.97	3.97	1.14	17.0	8.21	5.92	2.35	72.6	7.92	6.30	2.27	67.5	9.52	5.46	2.73	97.6	14.44	7.23	4.14	224.3
	4	3.64	3.64	0.78	8.0	7.70	5.71	1.66	35.9	7.39	6.06	1.59	33.0	8.99	5.24	1.93	48.9	13.85	7.04	2.98	116.1
	5	3.15	3.15	0.54	3.8	7.11	5.49	1.22	19.6	6.79	5.92	1.17	17.8	8.40	4.99	1.45	27.4	13.41	6.79	2.31	69.6
	6	2.50	2.50	0.36	1.7	6.48	5.27	0.93	11.3	6.23	5.65	0.89	10.4	7.80	4.74	1.12	16.4	12.79	6.61	1.83	44.0
	7	1.69	1.69	0.21	0.6	5.77	5.08	0.71	6.6	5.56	5.56	0.68	6.1	7.18	4.46	0.88	10.2	12.20	6.33	1.50	29.4
12	3	3.50	3.50	1.00	13.2	7.34	5.64	2.11	58.0	6.99	6.08	2.00	52.6	8.65	5.17	2.48	80.6	13.63	6.95	3.91	199.9
	4	3.09	3.09	0.66	5.8	6.80	5.45	1.46	28.0	6.46	5.87	1.39	25.3	8.14	4.93	1.75	40.1	13.06	6.73	2.81	103.2
	5	2.66	2.66	0.46	2.7	6.21	5.25	1.07	14.9	5.89	5.68	1.01	13.4	7.55	4.71	1.30	22.1	12.55	6.48	2.16	61.1
	6	1.60	1.60	0.23	0.7	5.52	5.08	0.79	8.2	5.46	5.36	0.78	8.0	6.92	4.45	0.99	12.9	11.95	6.30	1.71	38.4
	7	1.32	1.32	0.16	0.3	4.89	4.89	0.60	4.7	5.03	5.03	0.62	5.0	6.28	4.18	0.77	7.8	11.36	6.05	1.40	25.5
13	3	3.02	3.02	0.86	9.8	6.42	5.39	1.84	44.3	6.05	5.84	1.73	39.4	7.80	4.87	2.24	65.5	12.76	6.67	3.66	175.2
	4	2.58	2.58	0.55	4.0	5.87	5.18	1.26	20.9	5.67	5.56	1.22	19.4	7.24	4.64	1.56	31.7	12.22	6.42	2.63	90.3
	5	1.85	1.85	0.32	1.3	5.24	5.12	0.90	10.6	5.30	5.30	0.91	10.9	6.67	4.42	1.15	17.2	11.67	6.17	2.01	52.8
	6	1.24	1.24	0.18	0.4	4.77	4.77	0.68	6.1	4.93	4.93	0.71	6.5	6.02	4.18	0.86	9.7	11.07	6.01	1.59	33.0
	7	0.91	0.91	0.11	0.2	4.36	4.36	0.54	3.8	4.53	4.53	0.56	4.1	5.27	3.94	0.65	5.5	10.49	5.75	1.29	21.8

MKT3-1400FG12(G30/50)																					
EWT	Δt	Air inlet condition																			
		DB:26.7 WB:19.4				DB:27 WB:18				DB:27 WB:19				DB:27 WB:20				DB:29 WB:21			
		TC	SC	WF	WPD	TC	SC	WF	WPD	TC	SC	WF	WPD	TC	SC	WF	WPD	TC	SC	WF	WPD
5	3	9.51	6.90	2.73	98.6	14.65	8.83	4.20	234.1	14.35	9.21	4.11	224.6	16.03	8.41	4.60	280.1	21.57	10.45	6.18	507.3
	4	8.94	6.52	1.92	49.1	14.09	8.56	3.03	121.7	13.86	8.94	2.98	117.7	15.40	8.13	3.31	145.4	20.91	10.12	4.50	268.1
	5	8.26	6.24	1.42	26.8	13.47	8.26	2.32	71.3	13.21	8.66	2.27	68.5	14.80	12.79	2.55	86.0	20.25	9.96	3.48	160.8
	6	7.55	5.97	1.08	15.5	12.88	8.03	1.85	45.2	12.63	8.36	1.81	43.5	14.16	7.53	2.03	54.6	19.75	9.62	2.83	106.3
	7	6.77	5.59	0.83	9.2	12.25	7.65	1.50	30.0	11.96	8.08	1.47	28.7	13.56	7.24	1.67	36.8	19.08	9.29	2.34	72.9
6	3	8.60	6.51	2.46	80.5	13.82	8.48	3.96	208.3	13.51	8.84	3.87	198.9	15.22	8.03	4.36	252.4	20.74	10.12	5.95	469.0
	4	7.98	6.19	1.72	39.1	13.28	8.18	2.85	108.1	12.96	8.55	2.79	103.0	14.60	7.77	3.14	130.8	20.08	9.79	4.32	247.2
	5	7.37	5.91	1.27	21.3	12.63	7.88	2.17	62.6	12.38	8.30	2.13	60.1	14.02	7.47	2.41	77.2	19.42	9.46	3.34	147.9
	6	6.62	5.64	0.95	11.9	12.03	7.65	1.72	39.4	11.75	7.98	1.68	37.6	13.33	7.14	1.91	48.4	18.92	9.13	2.71	97.5
	7	5.82	5.24	0.72	6.8	11.40	7.30	1.40	26.0	11.12	7.77	1.37	24.8	12.73	6.84	1.56	32.4	18.25	8.96	2.24	66.7
7	3	7.68	6.11	2.20	64.4	12.91	8.06	3.70	181.7	12.63	8.48	3.62	173.8	14.32	7.63	4.11	223.6	19.75	9.62	5.66	425.1
	4	7.05	5.87	1.52	30.5	12.38	7.78	2.66	94.0	12.05	8.20	2.59	89.0	13.76	7.38	2.96	116.0	19.25	9.46	4.14	227.2
	5	6.37	5.59	1.10	15.9	11.75	7.50	2.02	54.2	11.5	7.92	1.98	51.9	13.09	7.09	2.25	67.3	18.59	9.13	3.20	135.6
	6	5.61	5.31	0.80	8.6	11.13	7.28	1.60	33.8	10.94	7.63	1.57	32.6	12.50	6.77	1.79	42.6	18.09	8.80	2.59	89.2
	7	4.86	4.86	0.60	4.7	10.54	6.95	1.29	22.2	10.19	7.40	1.25	20.8	11.83	6.49	1.45	28.0	17.42	8.46	2.14	60.8
8	3	6.74	5.79	1.93	49.5	12.03	7.72	3.45	157.8	11.75	8.08	3.37	150.5	13.46	7.22	3.86	197.4	18.92	9.29	5.42	390.1
	4	6.07	5.61	1.31	22.6	11.50	7.45	2.47	81.1	11.15	7.90	2.40	76.3	12.81	7.00	2.75	100.6	18.25	8.96	3.92	204.3
	5	5.38	5.26	0.92	11.3	10.92	7.14	1.88	46.8	10.59	7.57	1.82	44.0	12.26	6.72	2.11	59.0	17.76	8.63	3.05	123.7
	6	4.83	4.83	0.69	6.4	10.21	6.92	1.46	28.4	10.01	7.30	1.43	27.3	11.65	6.41	1.67	37.0	17.09	8.46	2.45	79.6
	7	4.22	4.22	0.52	3.6	9.61	6.60	1.18	18.5	9.31	7.05	1.14	17.4	10.90	6.14	1.34	23.8	16.49	8.15	2.03	54.5
9	3	5.76	5.46	1.65	36.1	11.18	7.37	3.21	136.4	10.87	7.73	3.12	128.8	12.56	6.87	3.60	172.0	18.09	8.96	5.19	356.7
	4	5.23	5.23	1.12	16.8	10.55	7.10	2.27	68.3	10.24	7.50	2.20	64.3	11.91	6.62	2.56	87.1	17.42	8.63	3.75	186.2
	5	4.83	4.68	0.83	9.2	9.99	6.80	1.72	39.2	9.67	7.25	1.66	36.7	11.33	6.32	1.95	50.4	16.93	8.30	2.91	112.4
	6	4.23	4.23	0.61	4.9	9.33	6.55	1.34	23.7	8.99	7.02	1.29	22.0	10.74	6.02	1.54	31.4	16.21	8.11	2.32	71.6
	7	3.45	3.45	0.42	2.4	8.63	6.24	1.06	14.9	8.33	6.70	1.02	13.9	9.99	5.76	1.23	20.0	15.67	7.82	1.92	49.1
10	3	5.08	5.08	1.46	28.1	10.26	6.99	2.94	114.7	9.84	7.45	2.82	105.6	11.68	6.51	3.35	148.8	17.26	8.46	4.95	324.7
	4	4.66	4.66	1.00	13.3	9.62	6.72	2.07	56.8	9.29	7.20	2.00	53.0	11.00	6.26	2.37	74.2	16.54	8.30	3.56	167.8
	5	4.17	4.17	0.72	6.8	8.99	6.51	1.55	31.7	8.61	6.97	1.48	29.1	10.42	5.97	1.79	42.6	16.03	8.00	2.76	100.8
	6	3.57	3.57	0.51	3.5	8.38	6.22	1.20	19.1	8.00	6.70	1.15	17.4	9.74	5.68	1.40	25.9	15.33	7.78	2.20	64.1
	7	2.27	2.27	0.28	1.0	7.65	5.96	0.94	11.7	7.28	6.46	0.90	10.6	9.11	5.39	1.12	16.6	14.65	7.47	1.80	43.0
11	3	4.48	4.48	1.28	21.9	9.26	6.67	2.65	93.5	8.93	7.10	2.56	86.9	10.74	6.16	3.08	125.7	16.28	8.15	4.67	288.9
	4	4.10	4.10	0.88	10.3	8.68	6.44	1.87	46.2	8.33	6.84	1.79	42.6	10.14	5.91	2.18	63.0	15.62	7.93	3.36	149.5
	5	3.55	3.55	0.61	4.9	8.02	6.19	1.38	25.2	7.65	6.67	1.32	23.0	9.48	5.63	1.63	35.2	15.12	7.65	2.60	89.7
	6	2.82	2.82	0.40	2.2	7.30	5.94	1.05	14.5	7.02	6.37	1.01	13.4	8.80	5.34	1.26	21.1	14.42	7.45	2.07	56.7
	7	1.91	1.91	0.23	0.7	6.51	5.73	0.80	8.5	6.27	6.27	0.77	7.9	8.10	5.03	0.99	13.1	13.76	7.14	1.69	37.9
12	3	3.95	3.95	1.13	17.0	8.28	6.36	2.37	74.7	7.88	6.85	2.26	67.7	9.76	5.82	2.80	103.8	15.37	7.83	4.41	257.4
	4	3.48	3.48	0.75	7.4	7.67	6.14	1.65	36.0	7.28	6.62	1.57	32.5	9.18	5.56	1.97	51.6	14.72	7.58	3.16	132.9
	5	3.00	3.00	0.52	3.5	7.00	5.92	1.20	19.2	6.64	6.41	1.14	17.3	8.51	5.31	1.46	28.4	14.16	7.30	2.43	78.6
	6	1.81	1.81	0.26	0.9	6.22	5.73	0.89	10.6	6.16	6.04	0.88	10.3	7.80	5.01	1.12	16.6	13.47	7.10	1.93	49.5
	7	1.49	1.49	0.18	0.4	5.51	5.51	0.68	6.1	5.68	5.68	0.70	6.4	7.09	4.71	0.87	10.1	12.81	6.82	1.57	32.9
13	3	3.40	3.40	0.98	12.6	7.24	6.07	2.07	57.1	6.82	6.59	1.96	50.7	8.80	5.49	2.52	84.3	14.39	7.52	4.12	225.7
	4	2.90	2.90	0.62	5.2	6.62	5.84	1.42	26.9	6.39	6.27	1.37	25.0	8.16	5.23	1.76	40.9	13.77	7.24	2.96	116.3
	5	2.09	2.09	0.36	1.7	5.91	5.77	1.02	13.7	5.97	5.97	1.03	14.0	7.52	4.98	1.29	22.2	13.16	6.95	2.26	68.0
	6	1.39	1.39	0.20	0.5	5.38	5.38	0.77	7.9	5.56	5.56	0.80	8.4	6.79	4.71	0.97	12.6	12.48	6.77	1.79	42.4
	7	1.03	1.03	0.13	0.2	4.91	4.91	0.60	4.8	5.11	5.11	0.63	5.2	5.94	4.45	0.73	7.1	11.83	6.49	1.45	28.0

Cooling capacity modification coefficient table:

Speed	200		300		400		500		600		800		1000		1200		1400	
	TC	SC	TC	SC	TC	SC	TC	SC	TC	SC	TC	SC	TC	SC	TC	SC	TC	SC
High	1	1	1	1	1	1	1	1	1	1	1	1	1	1	1	1	1	1
Mid	0.88	0.87	0.87	0.85	0.88	0.86	0.87	0.86	0.86	0.85	0.85	0.84	0.86	0.84	0.87	0.86	0.86	0.85
Low	0.76	0.74	0.79	0.78	0.77	0.76	0.77	0.75	0.77	0.75	0.75	0.74	0.75	0.73	0.77	0.75	0.77	0.75

Heating Capacity:

For T3 models:

Remark:

Δt: Temperature Difference (°C) ; **TH:** Total Heating Capacity (kW); **WF:** Water Flow (m³/h); **WPD:** Water Pressure Drop (Pa)

MKT3-200FG12(G30/50)																		
Δt	Water inlet temp. (°C)																	
	30			40			50			60			70			80		
	TH	WF	WPD	TH	WF	WPD	TH	WF	WPD	TH	WF	WPD	TH	WF	WP	TH	W	WP
°C	kW	m ³ /h	kPa	kW	m ³ /h	kPa	kW	m ³ /h	kPa	kW	m ³ /h	kPa	kW	m ³ /h	kPa	kW	m ³	kPa
10	0.25	0.02	0.0	0.94	0.08	0.7	1.64	0.14	2.0	2.33	0.20	4.1	3.00	0.26	6.8	3.71	0.	10.
8	0.34	0.04	0.1	1.03	0.11	1.3	1.72	0.19	3.5	2.39	0.26	6.8	3.06	0.33	11.1	3.75	0.	16.
6	0.43	0.06	0.4	1.12	0.16	2.6	1.80	0.26	6.8	2.48	0.35	12.9	3.15	0.45	20.8	3.84	0.	30.
MKT3-300FG12(G30/50)																		
Δt	Water inlet temp. (°C)																	
	30			40			50			60			70			80		
	TH	WF	WPD	TH	WF	WPD	TH	WF	WPD	TH	WF	WPD	TH	WF	WP	TH	W	WP
°C	kW	m ³ /h	kPa	kW	m ³ /h	kPa	kW	m ³ /h	kPa	kW	m ³ /h	kPa	kW	m ³ /h	kPa	kW	m ³	kPa
10	0.33	0.03	0.1	1.25	0.11	1.2	2.18	0.19	3.7	3.10	0.27	7.5	4.00	0.34	12.5	4.94	0.	19.
8	0.46	0.05	0.3	1.38	0.15	2.3	2.30	0.25	6.5	3.19	0.34	12.4	4.08	0.44	20.4	5.00	0.	30.
6	0.57	0.08	0.7	1.49	0.21	4.8	2.40	0.34	12.5	3.30	0.47	23.6	4.20	0.60	38.2	5.11	0.	56.
MKT3-400FG12(G30/50)																		
Δt	Water inlet temp. (°C)																	
	30			40			50			60			70			80		
	TH	WF	WPD	TH	WF	WPD	TH	WF	WPD	TH	WF	WPD	TH	WF	WP	TH	W	WP
°C	kW	m ³ /h	kPa	kW	m ³ /h	kPa	kW	m ³ /h	kPa	kW	m ³ /h	kPa	kW	m ³ /h	kPa	kW	m ³	kPa
10	0.43	0.04	0.2	1.63	0.14	2.3	2.84	0.24	7.0	4.04	0.35	14.2	5.20	0.45	23.5	6.42	0.	35.
8	0.60	0.06	0.5	1.79	0.19	4.3	2.99	0.32	12.1	4.15	0.45	23.3	5.31	0.57	38.3	6.50	0.	57.
6	0.74	0.11	1.3	1.94	0.28	9.1	3.12	0.45	23.5	4.29	0.62	44.4	5.45	0.78	71.8	6.65	0.	106.
MKT3-500FG12(G30/50)																		
Δt	Water inlet temp. (°C)																	
	30			40			50			60			70			80		
	TH	WF	WPD	TH	WF	WPD	TH	WF	WPD	TH	WF	WPD	TH	WF	WP	TH	W	WP
°C	kW	m ³ /h	kPa	kW	m ³ /h	kPa	kW	m ³ /h	kPa	kW	m ³ /h	kPa	kW	m ³ /h	kPa	kW	m ³	kPa
10	0.47	0.04	0.2	1.78	0.15	2.3	3.11	0.27	7.2	4.42	0.38	14.5	5.70	0.49	24.0	7.04	0.	36.
8	0.65	0.07	0.5	1.96	0.21	4.4	3.28	0.35	12.4	4.54	0.49	23.8	5.82	0.63	39.1	7.13	0.	58.
6	0.82	0.12	1.4	2.12	0.30	9.3	3.42	0.49	24.0	4.70	0.67	45.4	5.98	0.86	73.4	7.29	1.	108.
MKT3-600FG12(G30/50)																		
Δt	Water inlet temp. (°C)																	
	30			40			50			60			70			80		
	TH	WF	WPD	TH	WF	WPD	TH	WF	WPD	TH	WF	WPD	TH	WF	WP	TH	W	WP
°C	kW	m ³ /h	kPa	kW	m ³ /h	kPa	kW	m ³ /h	kPa	kW	m ³ /h	kPa	kW	m ³ /h	kPa	kW	m ³	kPa
1	0.60	0.05	0.3	2.25	0.19	4.0	3.93	0.34	12.1	5.59	0.48	24.5	7.20	0.62	40.7	8.9	0.	62.
8	0.82	0.09	0.8	2.48	0.27	7.5	4.14	0.44	21.0	5.74	0.62	40.4	7.35	0.79	66.3	9.0	0.	99.
6	1.03	0.15	2.3	2.68	0.38	15.7	4.32	0.62	40.7	5.94	0.85	77.0	7.55	1.08	124.4	9.2	1.	184.

MKT3-800FG12(G30/50)																		
Δ t	Water inlet temp. (°C)																	
	30			40			50			60			70			80		
	TH	WF	WPD	TH	WF	WPD	TH	WF	WPD	TH	WF	WPD	TH	WF	WPD	TH	W	WP
°C	kW	m³/h	kPa	kW	m³/h	kPa	kW	m³/h	kPa	kW	m³/h	kPa	kW	m³/h	kPa	kW	m³	kPa
1	0.80	0.07	0.1	3.00	0.26	2.0	5.24	0.45	6.2	7.45	0.64	12.5	9.60	0.83	20.7	11.	1.	31.
8	1.10	0.12	0.4	3.30	0.36	3.8	5.52	0.59	10.7	7.65	0.82	20.6	9.80	1.05	33.7	12.	1.	50.
6	1.37	0.20	1.2	3.58	0.51	8.0	5.76	0.83	20.7	7.92	1.14	39.2	10.07	1.44	63.3	12.	1.	94.
MKT3-1000FG12(G30/50)																		
Δ t	Water inlet temp. (°C)																	
	30			40			50			60			70			80		
	TH	WF	WPD	TH	WF	WPD	TH	WF	WPD	TH	WF	WPD	TH	WF	WPD	TH	W	WP
°C	kW	m³/h	kPa	kW	m³/h	kPa	kW	m³/h	kPa	kW	m³/h	kPa	kW	m³/h	kPa	kW	m³	kPa
1	0.90	0.08	0.2	3.38	0.29	3.4	5.90	0.51	10.4	8.38	0.72	20.9	10.80	0.93	34.7	13.	1.	52.
8	1.24	0.13	0.7	3.72	0.40	6.4	6.21	0.67	17.9	8.61	0.93	34.5	11.03	1.19	56.5	13.	1.	84.
6	1.55	0.22	2.0	4.03	0.58	13.4	6.48	0.93	34.7	8.91	1.28	65.6	11.33	1.62	106.1	13.	1.	157
MKT3-1200FG12(G30/50)																		
Δ t	Water inlet temp. (°C)																	
	30			40			50			60			70			80		
	TH	WF	WPD	TH	WF	WPD	TH	WF	WPD	TH	WF	WPD	TH	WF	WPD	TH	W	WP
°C	kW	m³/h	kPa	kW	m³/h	kPa	kW	m³/h	kPa	kW	m³/h	kPa	kW	m³/h	kPa	kW	m³	kPa
1	1.12	0.10	0.2	4.22	0.36	2.8	7.37	0.63	8.5	10.48	0.90	17.2	13.50	1.16	28.6	16.	1.	43.
8	1.55	0.17	0.6	4.64	0.50	5.3	7.76	0.83	14.8	10.76	1.16	28.4	13.78	1.48	46.6	16.	1.	69.
6	1.93	0.28	1.6	5.03	0.72	11.0	8.10	1.16	28.6	11.14	1.60	54.1	14.16	2.03	87.4	17.	2.	129
MKT3-1400FG12(G30/50)																		
Δ t	Water inlet temp. (°C)																	
	30			40			50			60			70			80		
	TH	WF	WPD	TH	WF	WPD	TH	WF	WPD	TH	WF	WPD	TH	WF	WPD	TH	W	WP
°C	kW	m³/h	kPa	kW	m³/h	kPa	kW	m³/h	kPa	kW	m³/h	kPa	kW	m³/h	kPa	kW	m³	kPa
1	1.29	0.11	0.4	4.85	0.42	5.4	8.47	0.73	16.5	12.03	1.03	33.3	15.50	1.33	55.2	19.	1.	84.
8	1.77	0.19	1.1	5.33	0.57	10.2	8.91	0.96	28.5	12.36	1.33	54.8	15.83	1.70	89.9	19.	2.	134
6	2.22	0.32	3.1	5.78	0.83	21.3	9.30	1.33	55.2	12.79	1.83	104.4	16.26	2.33	168.7	19.	2.	250

Note: Air inlet temperature is 20°C DB.

Heating capacity modification coefficient table:

Speed	200	300	400	500	600	800	1000	1200	1400
	TH	TH	TH	TH	TH	TH	TH	TH	TH
High	1	1	1	1	1	1	1	1	1
Mid	0.82	0.81	0.78	0.79	0.8	0.79	0.77	0.78	0.79
Low	0.71	0.68	0.7	0.69	0.7	0.69	0.68	0.71	0.68

Altitude modification coefficient table:

Altitude	TC	SC	TH
500	0.98	0.95	0.95
1000	0.97	0.91	0.91
1500	0.95	0.86	0.86
2000	0.94	0.82	0.82
2500	0.93	0.78	0.78
3000	0.91	0.74	0.7

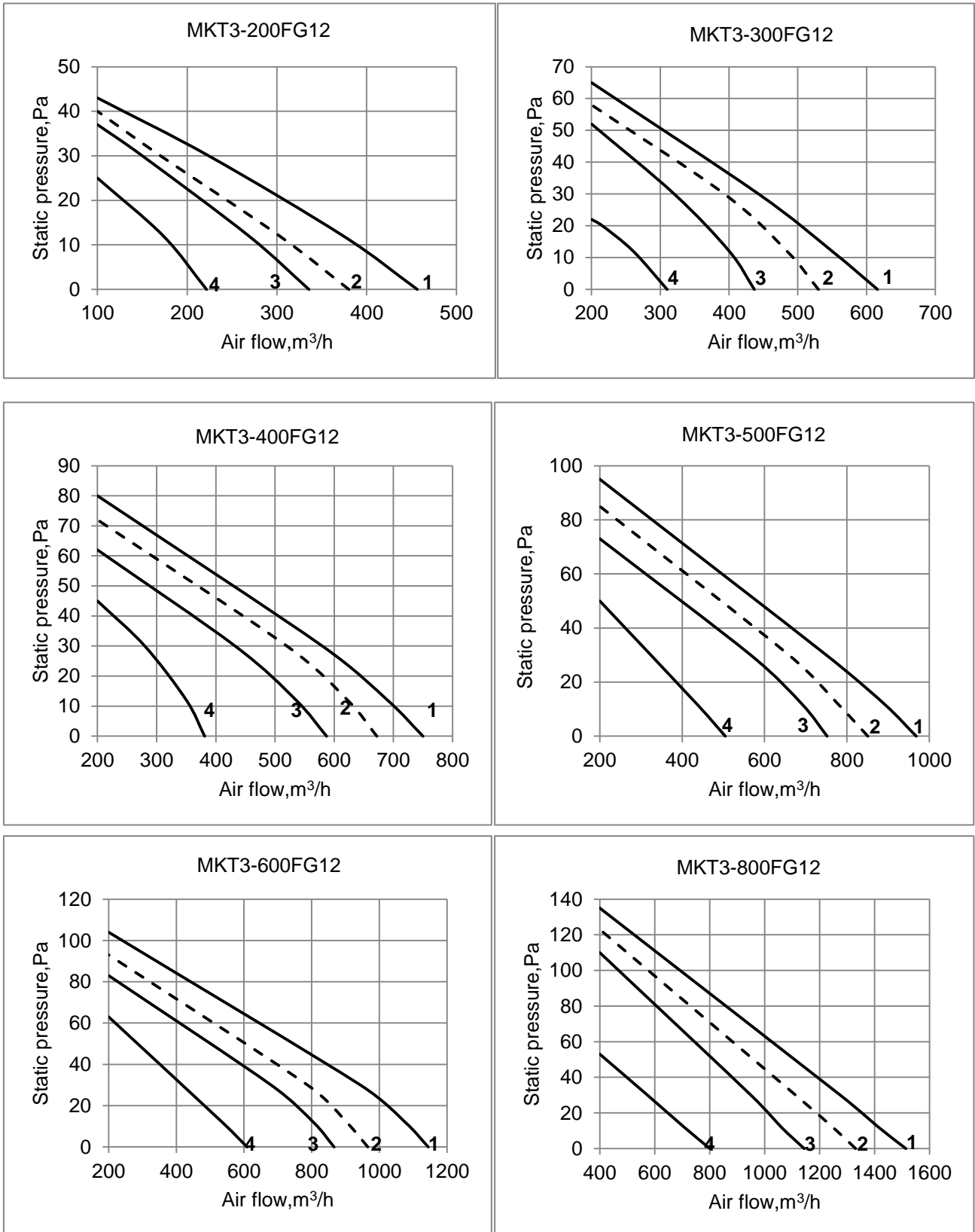
Safe and effective operation table:

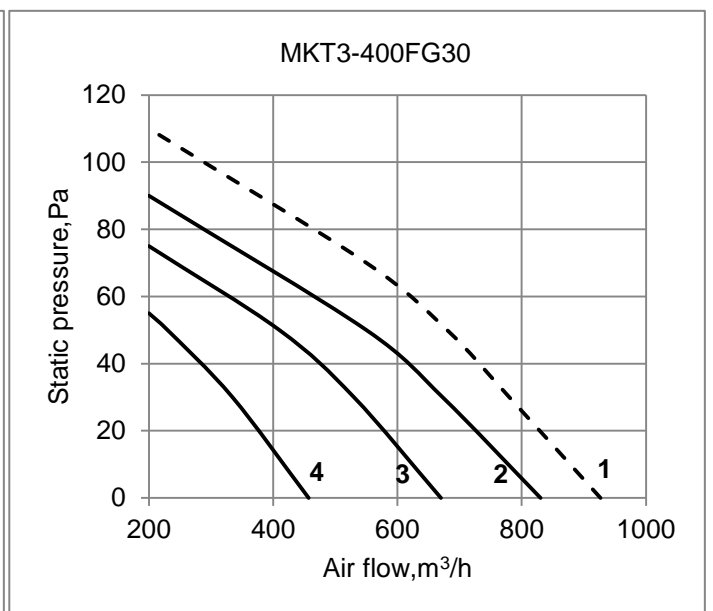
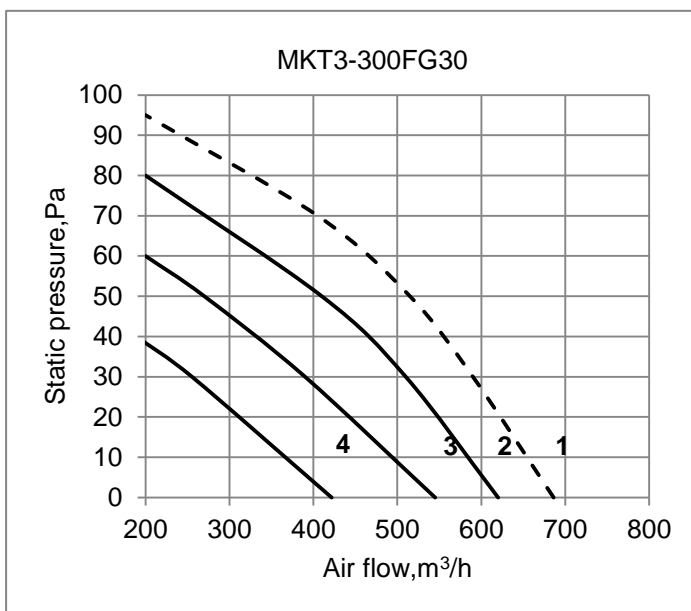
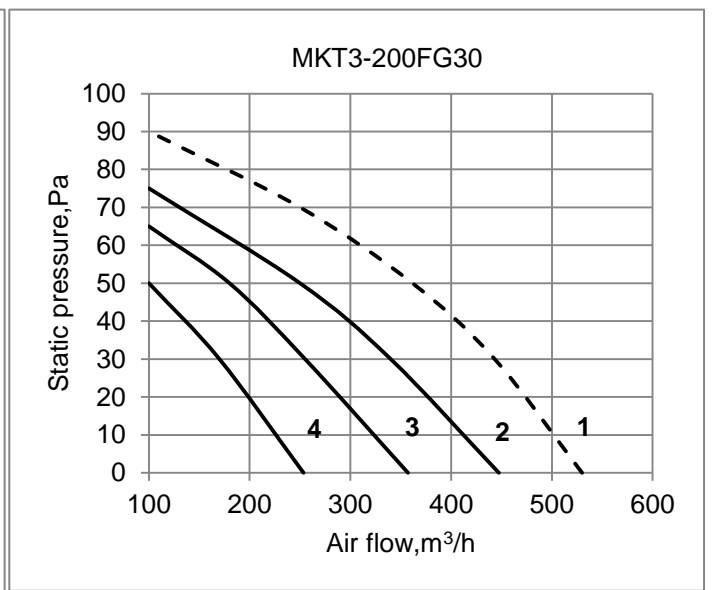
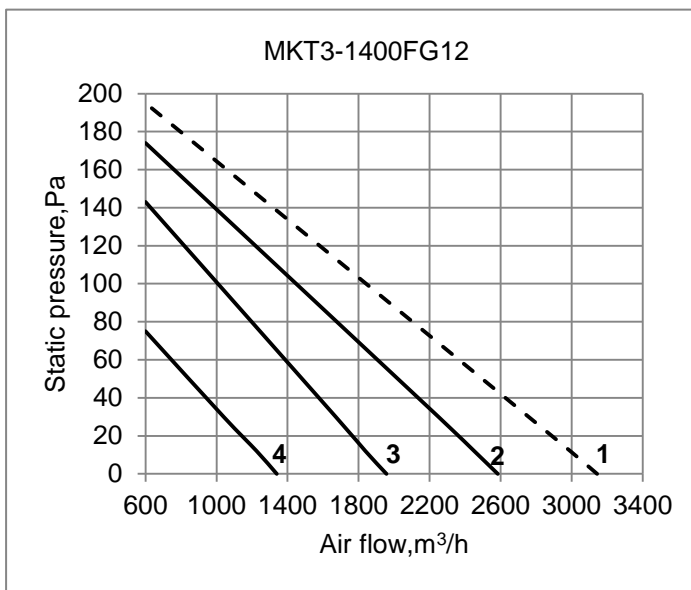
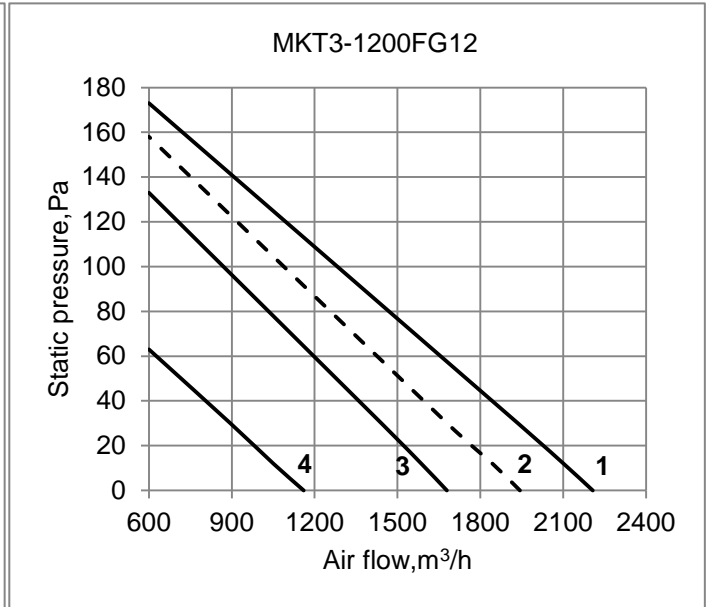
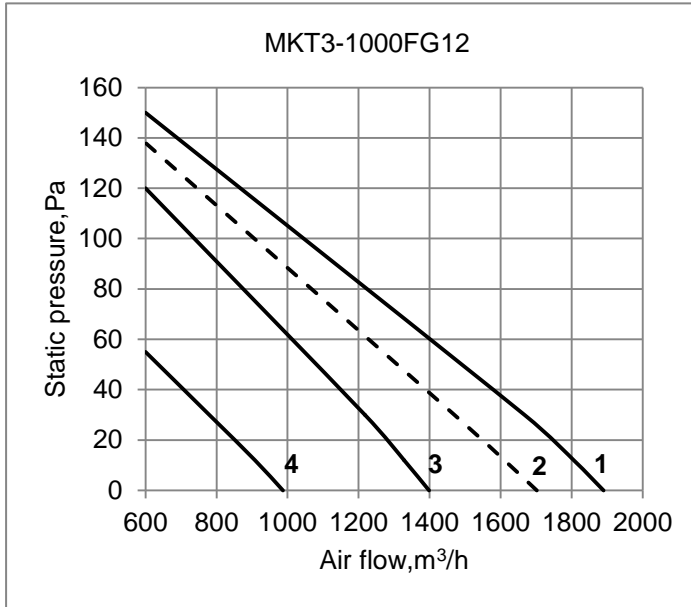
Mode	Temperature	Outdoor temperature	Room temperature	Water inlet temperature
	Cooling operation		0°C~43°C	17°C~32°C
Heating operating(cooling only type without)		-15°C~24°C	0°C~30°C	30°C~80°C

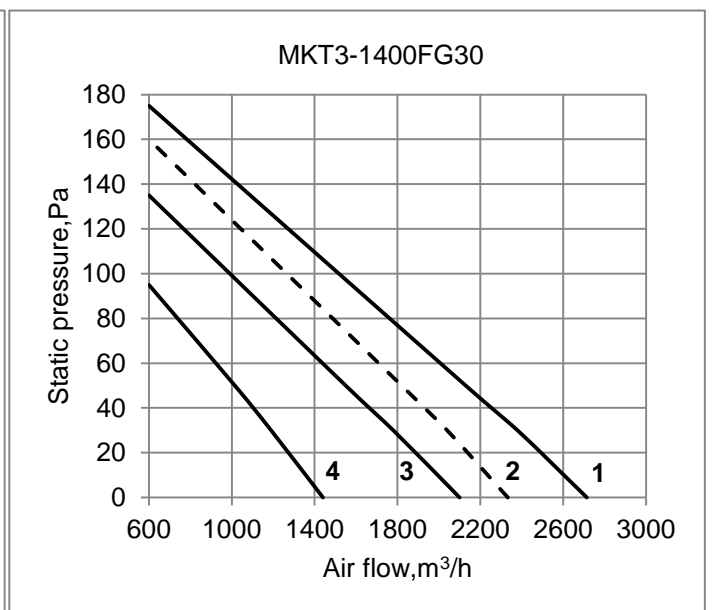
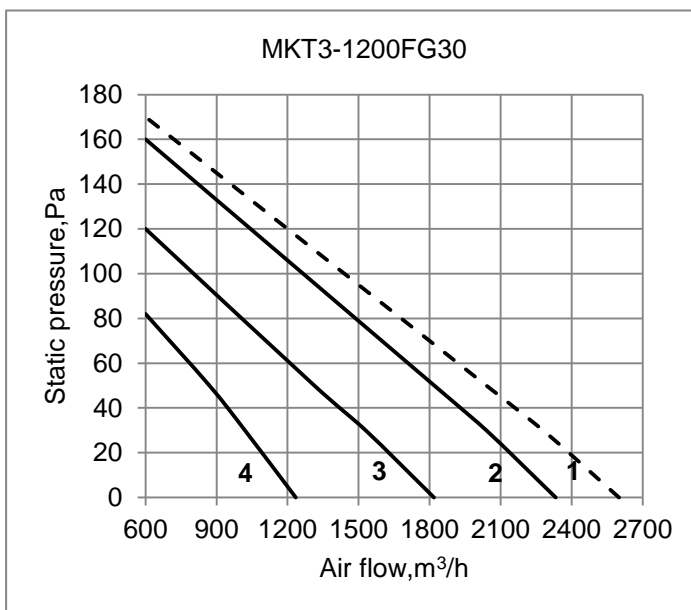
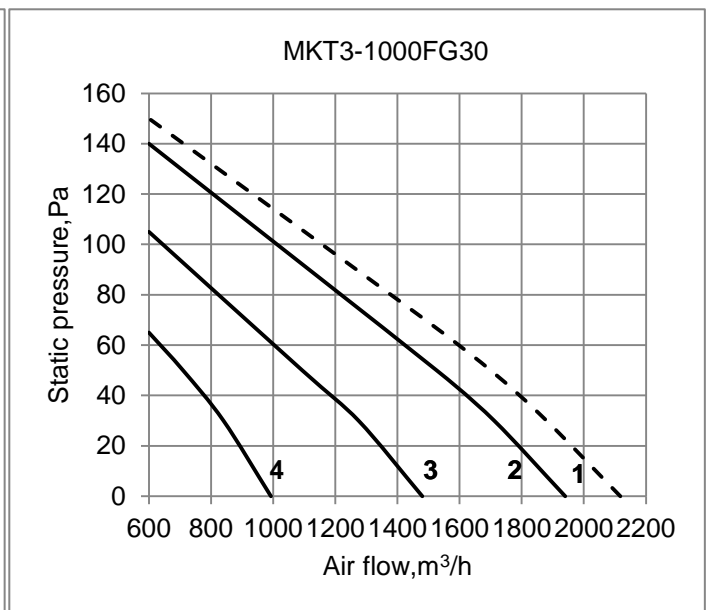
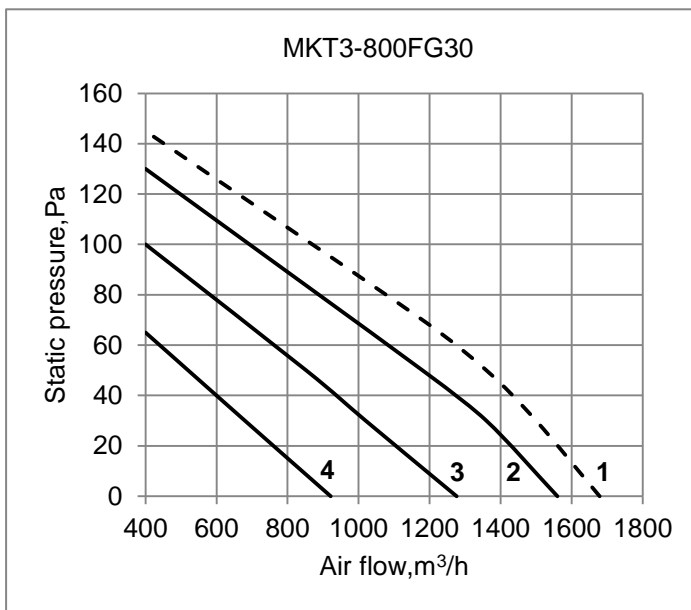
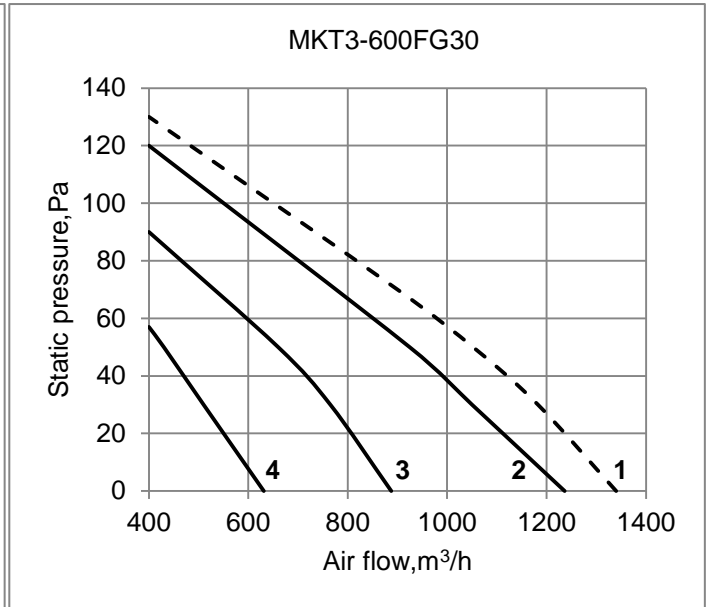
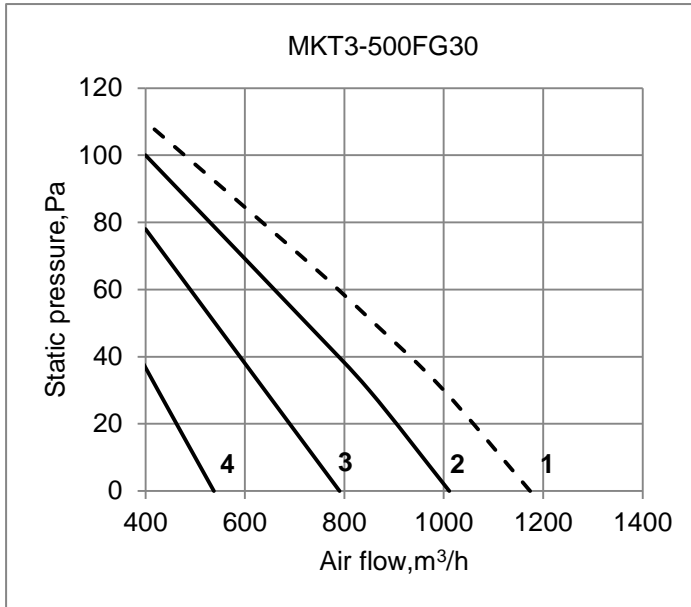
10. Static Pressure Graph

How to read the diagram

The vertical axis is the External Static Pressure (Pa) while the horizontal axis represents the Air Flow (m³/h). The characteristic curve for the “1-Super Hi”, “2-Hi”, “3-Mid” and “4-Lo” fan speed control. The dotted line stands for reserved speed.



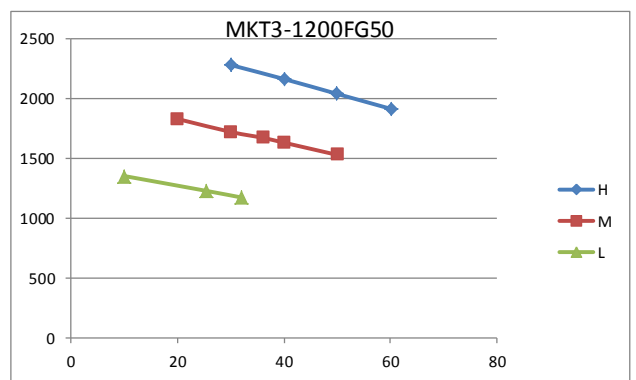
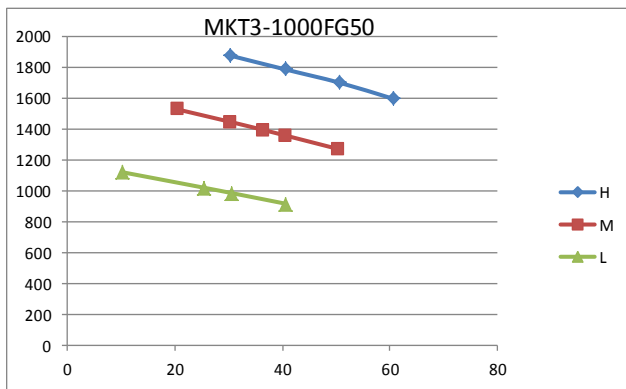
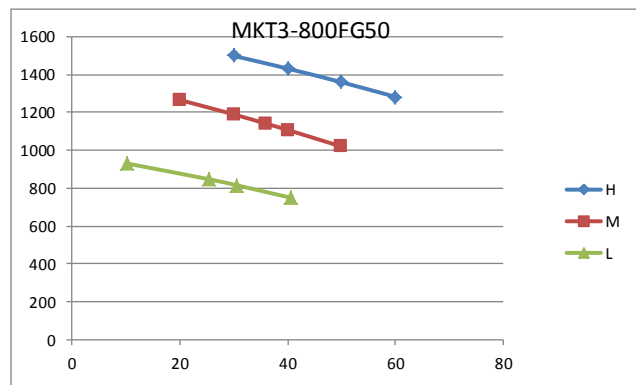
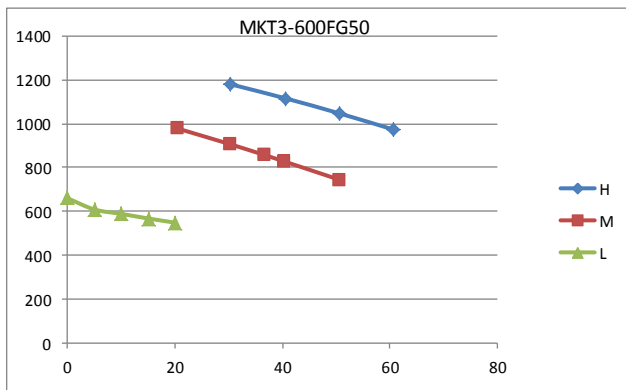
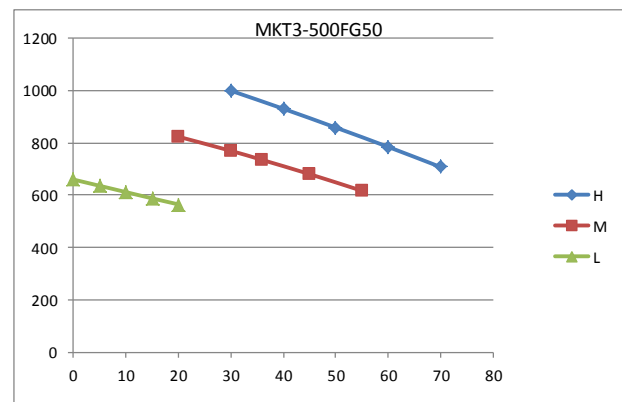
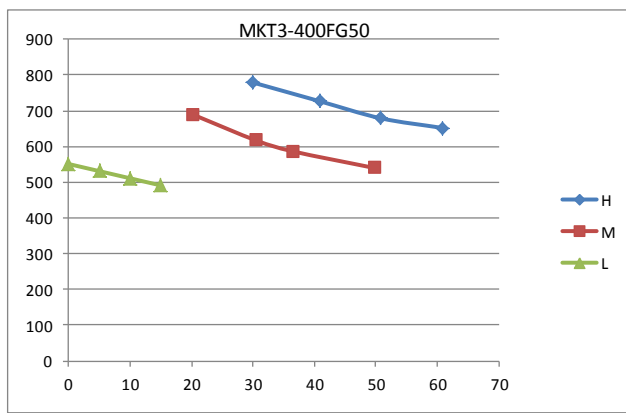
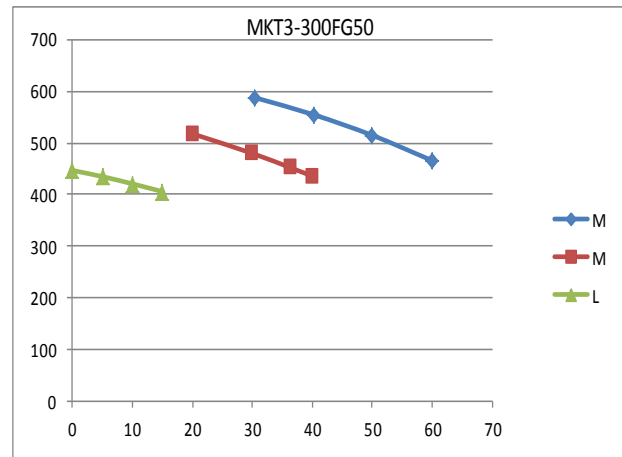
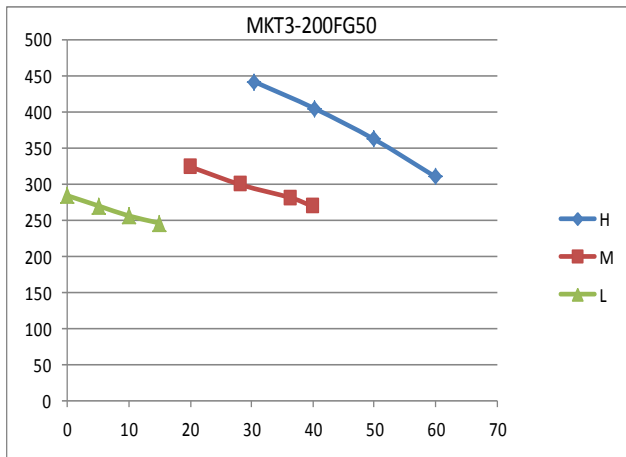


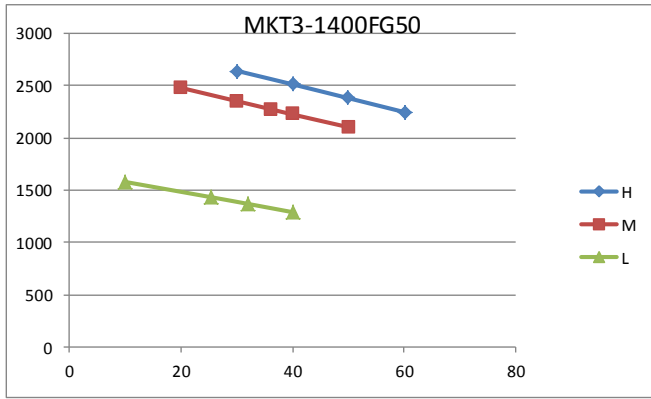


How to read the diagram

The vertical axis is the External Static Pressure (Pa) while the horizontal axis represents the Air Flow (m^3/h).

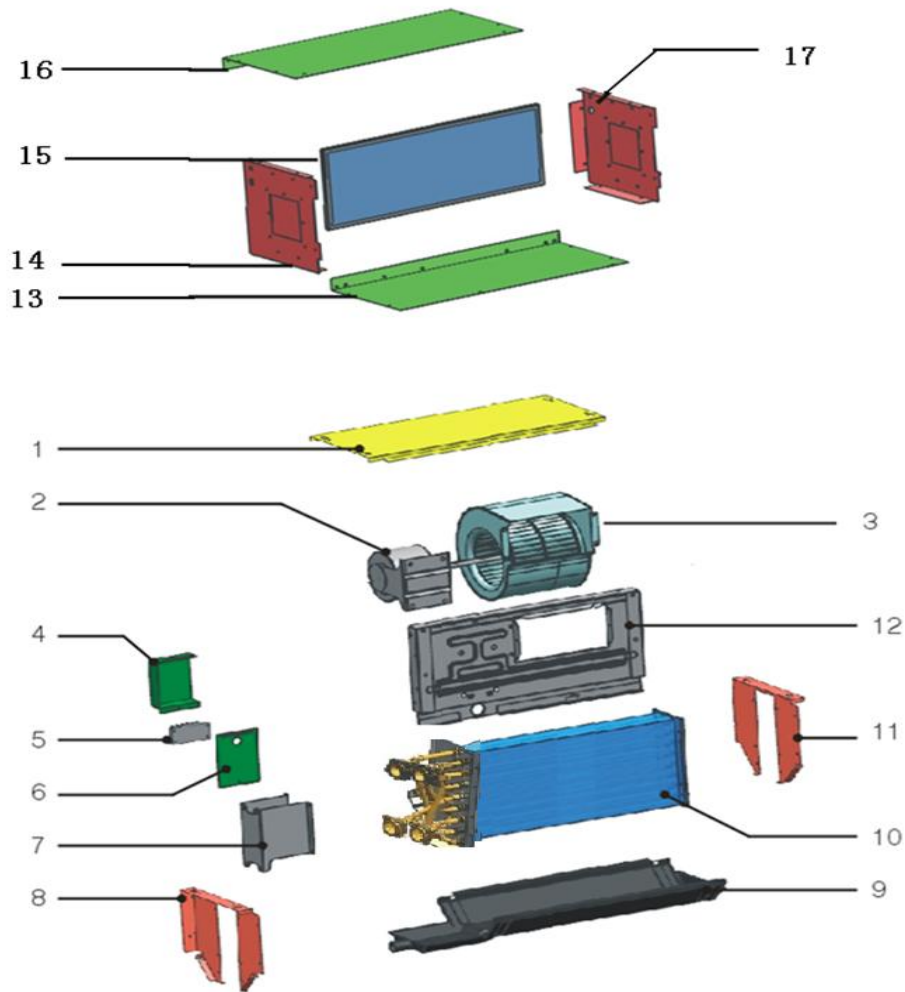
The characteristic curve for the “H-High”, “M-Medium”, “L-Low” fan speed control.





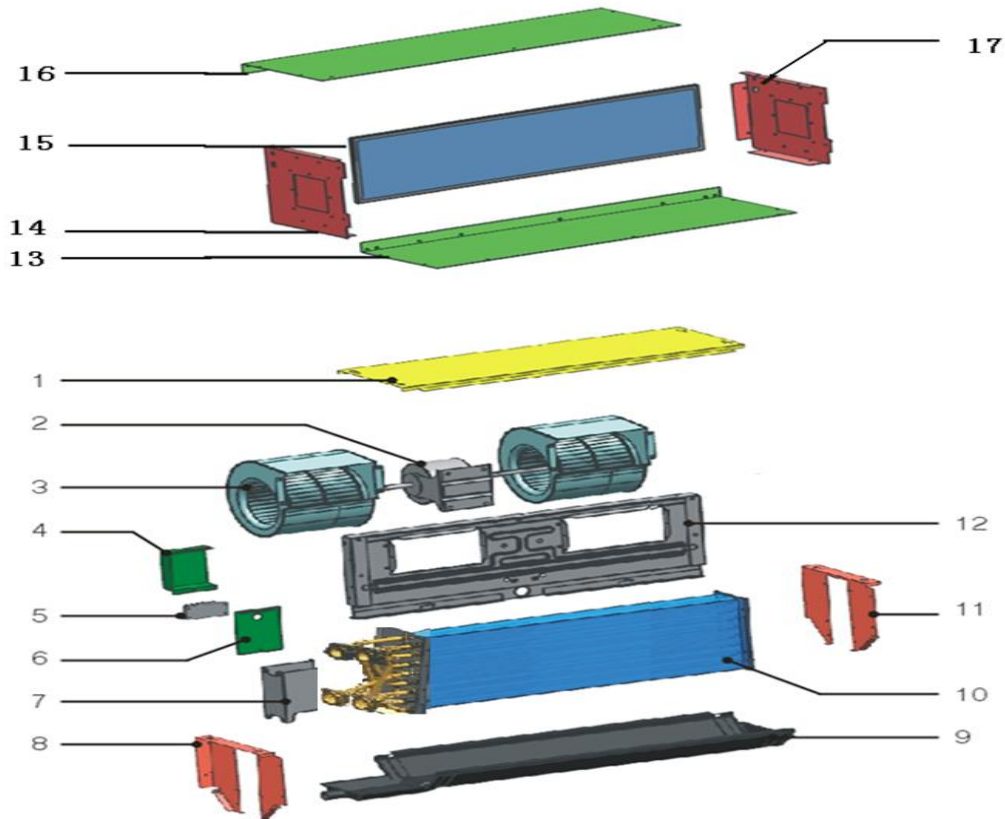
11. Exploded View

MKT3-200FG12 MKT3-200FG30 MKT3-200FG50



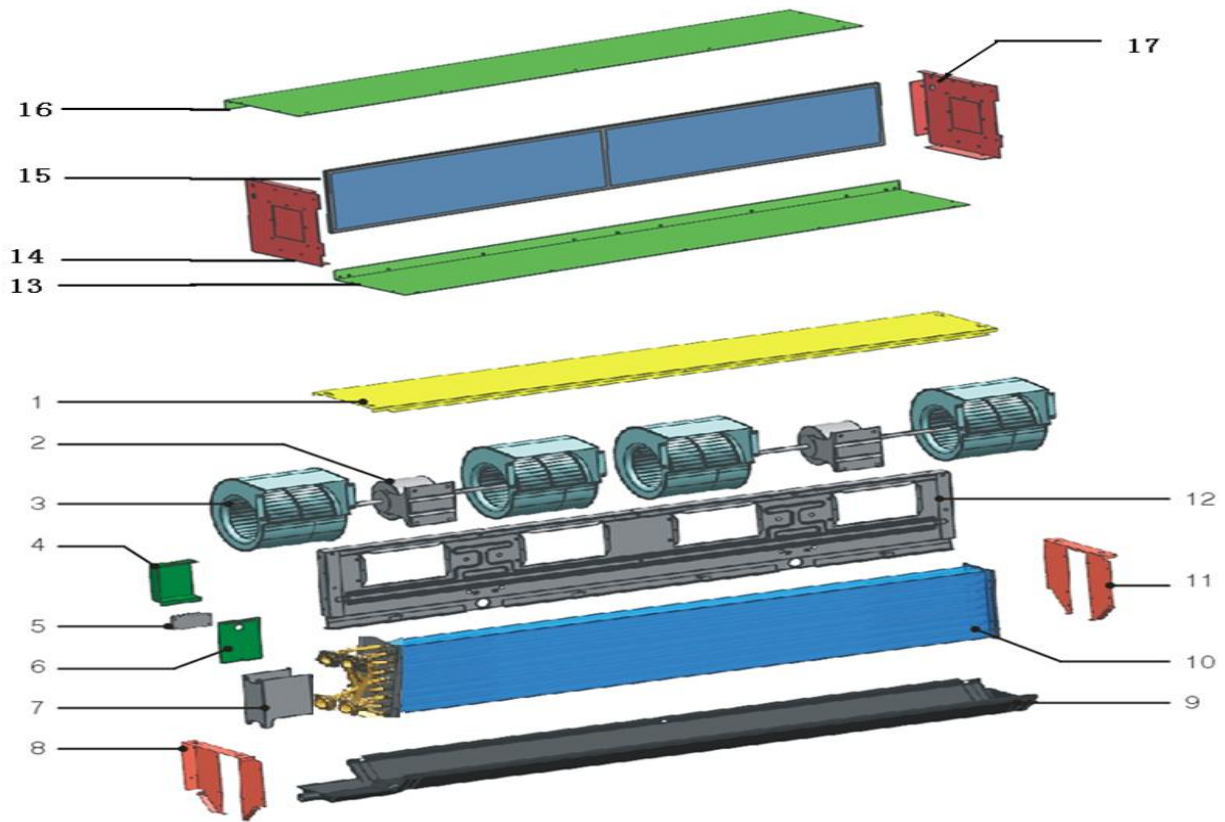
No.	Part Name	Quantity
1	Top panel ass'y	1
2	Motor ass'y	1
3	Fan ass'y	1
4	Motor junction box cover	1
5	Wire joint, 5p	1
6	Motor junction box	1
7	Water collector installation board	2
8	Left panel	1
9	Drain tray ass'y	1
10	Evaporater assembly	1
11	Right panel	1
12	Middle clapboard ass'y	1
13	Rear below cover plate ass'y	1
14	Left cover plate ass'y	1
15	Air filter	1
16	Up cover plate ass'y	1
17	Right cover plate ass'y	1

MKT3-300FG12 **MKT3-300FG30** **MKT3-300FG50**
MKT3-400FG12 **MKT3-400FG30** **MKT3-400FG50**
MKT3-500FG12 **MKT3-500FG30** **MKT3-500FG50**
MKT3-600FG12 **MKT3-600FG30** **MKT3-600FG50**



No.	Part Name	Quantity
1	Top panel ass'y	1
2	Motor ass'y	1
3	Fan ass'y	2
4	Motor junction box cover	1
5	Wire joint, 5p	1
6	Motor junction box	1
7	Water collector installation board	2
8	Left panel	1
9	Drain tray ass'y	1
10	Evaporater assembly	1
11	Right panel	1
12	Middle clapboard ass'y	1
13	Rear below cover plate ass'y	1
14	Left cover plate ass'y	1
15	Air filter	1
16	Up cover plate ass'y	1
17	Right cover plate ass'y	1

MKT3-800FG12 MKT3-800FG30 MKT3-800FG50
MKT3-1000FG12 MKT3-1000FG30 MKT3-1000FG50
MKT3-1200FG12 MKT3-1200FG30 MKT3-1200FG50
MKT3-1400FG12 MKT3-1400FG30 MKT3-1400FG50



No.	Part Name	Quantity
1	Top panel assy	1
2	Motor ass'y	2
3	Fan ass'y	4
4	Motor junction box cover	1
5	Wire joint, 5p	1
6	Motor junction box	1
7	Water collector installation board	2
8	Left panel	1
9	Drain tray assy	1
10	Evaporater assembly	1
11	Right panel	1
12	Middle clapboard assy	1
13	Rear below cover plate ass'y	1
14	Left cover plate ass'y	1
15	Filter	1
16	Up cover plate ass'y	1
17	Right cover plate ass'y	1

12. Installation

12.1 Installing site

- Install the unit where enough space of installation and maintenance is available.
- Install the unit where the ceiling is horizontal and enough for bearing the weight of the indoor unit.
- Install the unit where the air inlet and outlet are not baffled and are the least affected by external air.
- Install the unit where the supply air flow can be sent to all parts in the room.
- Install the unit where it is easy to lead out the connective pipe and the drain pipe.
- Install the unit where connotative heat is emitted from a heat source directly.

Caution:

Installing the equipment in any of the following places may lead to faults of the equipment (if that is inevitable, consult the supplier):

- The site contains mineral oils such as cutting lubricant.
- Seaside where the air contains much salt.
- Hot spring area where corrosive gases exist, e.g., sulfide gas.
- Factories where the supply voltage fluctuates seriously.
- Inside a car or cabin.
- Place like kitchen where oil permeates.
- Place where strong electromagnetic waves exist.
- Place where flammable gases or materials exist.
- Place where acid or alkali gases evaporate.
- Other special environments.

Precautions before installation:

- Decide the correct way of conveying the equipment.
- Try to transport this equipment with the original package.
- If the air conditioner needs to be installed on a metal part of the building, electric insulation must be performed, and the installation must meet the relevant technical standards of electric devices.

12.2 Installation of the fan coil unit

Confirm the dimensions of the indoor unit against the following figure.

Install $\Phi 10$ pendant bolts (4 bolts)

The intervals of the pendant bolts are shown in the following figure.

Use the $\Phi 10$ pendant bolts.

The treatment of the ceiling varies between buildings. For detailed measures, negotiate with the construction and fit-out staff.

Scope of dismantling the ceiling. Please keep the ceiling horizontal. Reinforce the beams and girders of the ceiling lest vibration of the ceiling.

Cut off the beams and girders of the ceiling.

Reinforce the cut-off part, beams and girders of the ceiling.

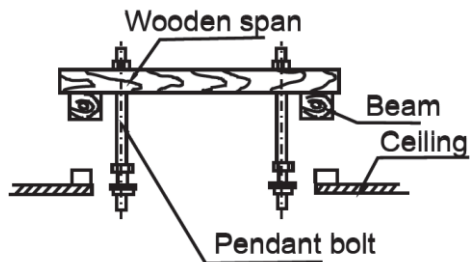
After the main body is suspended, work on the pipes and wires in the ceiling. Decide the lead-out direction of the pipes after selecting the installation site. Especially, in a circumstance where a ceiling is available, extend the refrigerant pipe, drain pipe, indoor/outdoor connection wires and wire controller lines to the connection position before suspending the unit.

12.2.1 Procedure of installing the pendant bolts.

1) Base on the unit structure, please set the screw-pitch according to the size of the following figures:

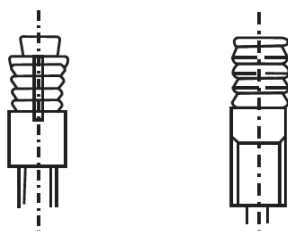
Wooden structure:

Put rectangular sticks across the beams, and set pendant bolts.



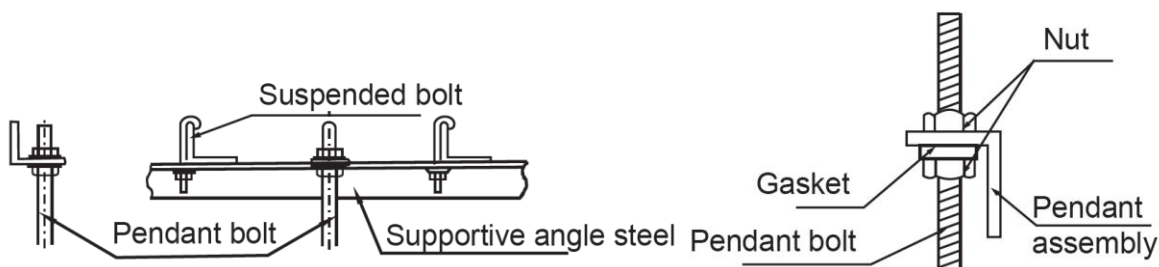
Old concrete roughcast:

Use embedded bolts and embedded pulling plugs.



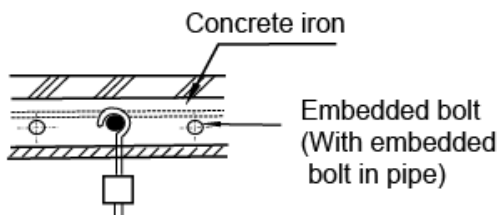
Steel beam and girder structure:

Set and use supportive angle steel.



New concrete roughcast:

Set it with embedded bushes or embedded bolts.



Flap type inser

Slide type inser

2) Suspending the indoor unit

- Use tools such as pulleys to hoist the indoor unit to the pendant bolt.
- Use tools such as gradient to settle the indoor unit horizontally. Lack of horizontality may cause water leak.

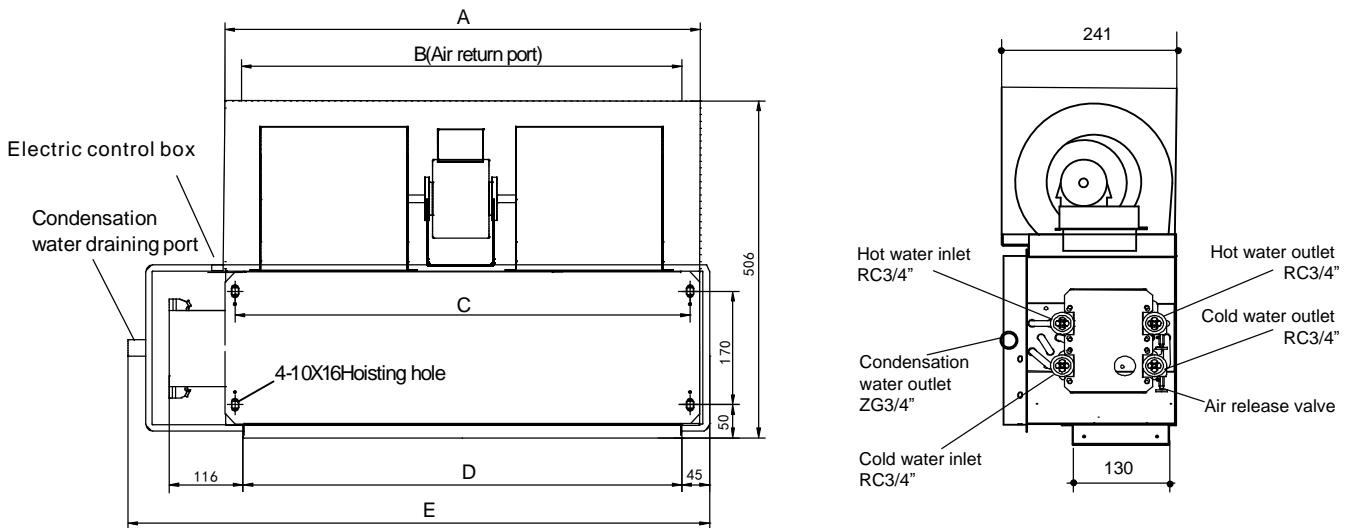
3) Connect the duct

The duct length is determined according to the external static pressure.

4) Install the wire control switch

For installation of the wire control switch, see the installation manual of the wire controller.

12.2.2 Sample unit specification figure

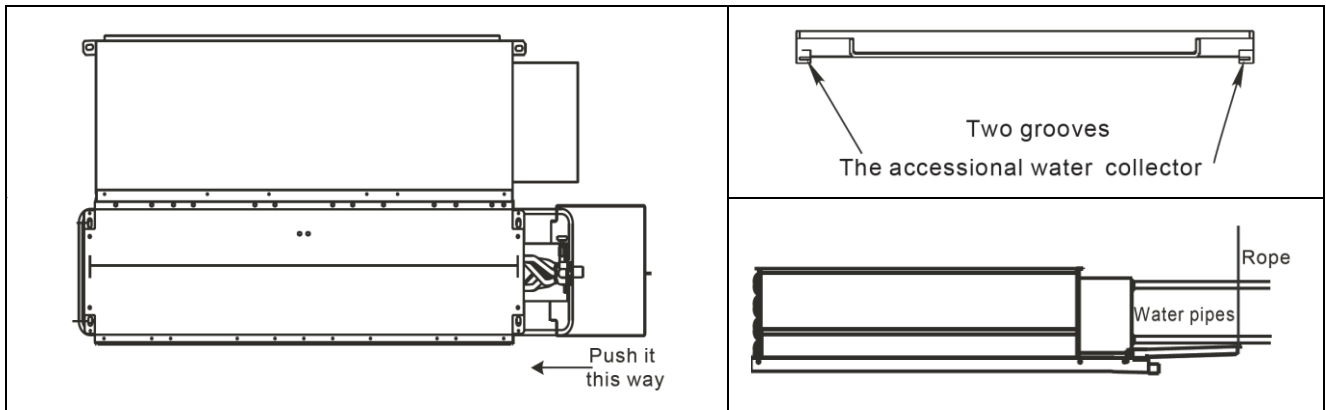


Model	200-Model	300-Model	400-Model 500-Model	600-Model	800-Model	1000-Model	1200-Model	1400-Model
A	547	647	747	967	1267	1372	1662	1828
B	513	613	713	933	1233	1338	1628	1794
C	485	585	685	905	1205	1310	1600	1766
D	757	812	912	1135	1435	1540	1830	1992

Unit: mm

12.3 Connect the accessional water collector (no air return box type without)

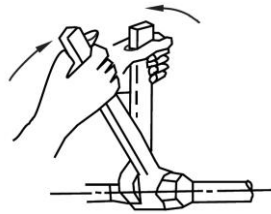
- The grooves of the accessional water collector can be locked at the brim of the main water collector.



- Please hang up the accessional water collector to the pipes or ceiling by a rope.

12.4 Pipes Connection

- With air release valve, the other side is water inlet pipe.
- When connect water collector, set the tightening torque to 6180~7540N.cm (630~770kgf.cm), and use a spanner to tighten it as shown in Figure.
- The diameter of connective junction in water inlet pipe and water outlet pipe is RC3/4 taper pipe thread inside.
- The diameter of condensate pipe is ZG3/4 taper pipe thread outside.



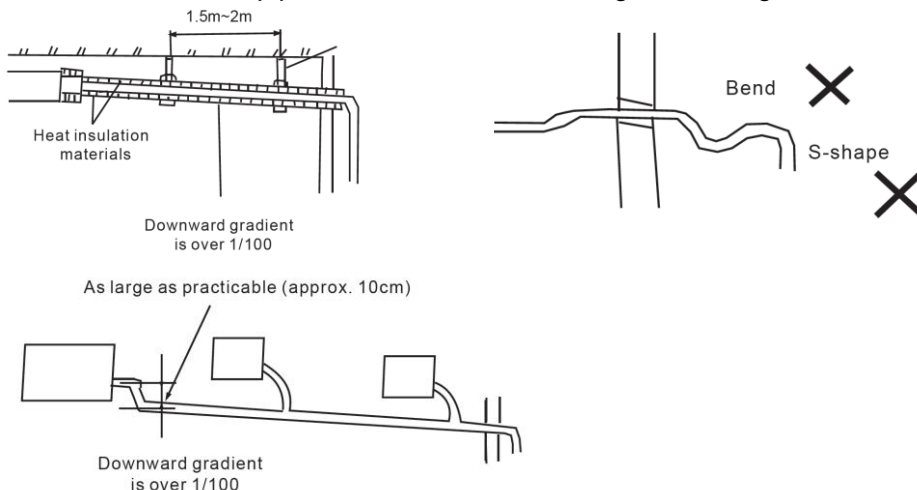
12.5 Connect the Drainage Pipe

1. Install the drain pipe of the fan coil unit

Before out from factory, the scupper adopts the pipe thread.

CAUTIONS:

- Be sure to perform heat insulation for the drain pipe of the indoor unit. Otherwise, condensate will occur. The joint of the indoor unit should also undergo heat insulation treatment.
- When performing the pipes connection, use the rigid PVC binder, and make sure that no leak exists.
- Same as the joint of the indoor unit. Be careful not to apply force at the pipe side of the indoor unit.
- The downward gradient of the drain pipe should be higher than (1/100), without bend in the middle.
- The widthwise stretch of the drain pipe should be within 2110m. If the drain pipe is long, set up brackets to support it.
- The centralized pipes should be distributed against the figure shown on the right side.



2. Drainage test

- Before the test, ensure that the drain pipes are smooth and the adapters are sealed.
- Newly built rooms should undergo the drain test before the ceiling is laid.

12.6 Wiring installation

CAUTIONS:


- The air conditioner should use separate power supply with rated voltage.
- The external power supply to the air conditioner should have ground wiring, which is linked to the ground wiring of the indoor and outdoor unit.
- The wiring work should be done by qualified persons according to circuit drawing.
- An all-pole disconnection device which has at least 3mm separation distance in all pole and a residual current device (RCD) with the rating of above 10mA shall be incorporated in the fixed wiring according to the national rule.
- The appliance shall be installed in accordance with national wiring regulations.
- Be sure to locate the power wiring and the signal wiring well to avoid cross-disturbance.

Do not turn on the power until you have checked carefully after wiring.


The wiring connection please refers to chapter 8.

13. Accessories

13.1 Standard accessories

Accessory name	Qty.	Appearance	Usage
Owner's & installation manual	1	/	/
Accessional plastic water tray (except no air return box type)	1		/

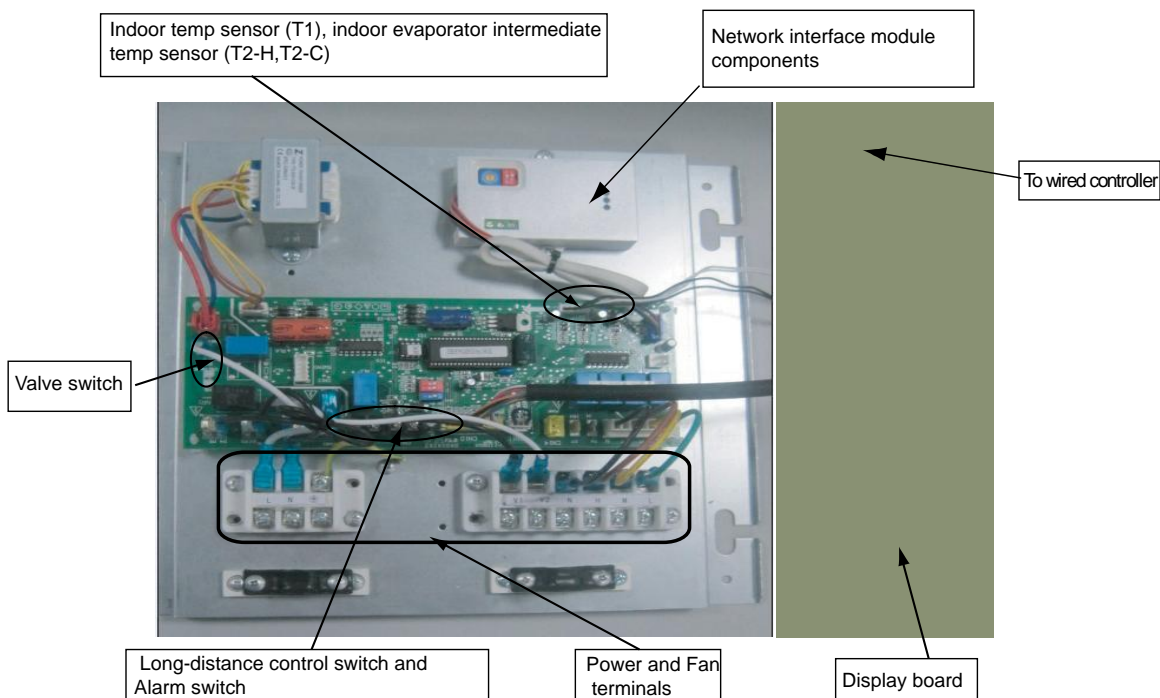
13.2 Optional accessories :PCB control box

Accessory name	Qty.	Appearance	Usage
PCB control box CE-FCUKZ-01	1		electric control

13.2.1 Technical Parameters

Model		CE-FCUKZ-01	CE-FCUKZ-02
Working voltage		208-230V-1Ph-60Hz	
Temperature controlling range	Room temperature	17°C-30°C	
	Inlet water temperature	3°C-75°C	
Temperature controlling precision		±1°C	
Dimension (W*H*D)	mm	310*76*290	
Packing Size (W*H*D)	mm	384*174*359	

13.2.2 Internal View



Note: CE-FCUKZ-01 adopts one switch for three-way valve; CE-FCUKZ-02 adopts two switches.

When installing FCUKZ-02 should connect to the valve switch(Valve-H and Valve-C) and temp sensor (T2-H and T2-C), please refer to the wiring nameplate.

T1 is indoor temperature sensor, install to the air inlet of the indoor unit.

T2 is indoor evaporator mid temperature sensor

13.2.3 Main Function

1. Three speeds adjust: Wireless remote control or wired control to select high, medium and low speed.









2. The lamp indicator can display the operation mode and error code.
3. Remote ON/OFF dry contact switch standard
4. Network Interface Module standard, compatible with the CCM control and PC based software control.

13.2.4 Selection for compatibility





model	Applicable appliance	Remote control	Wired control	Central control	PC based network control
CE-FCUKZ-01	2-pipe ductable FCU	√	√	√	√
CE-FCUKZ-02	4-pipe ductable FCU	√	√	√	√

13.2.5 Address setting

Every air-conditioner in network has only one network address to distinguish each other. Address code of air-conditioner in LAN is set by code switch on Network Interface Module (NIM), and the set range is 0-63.

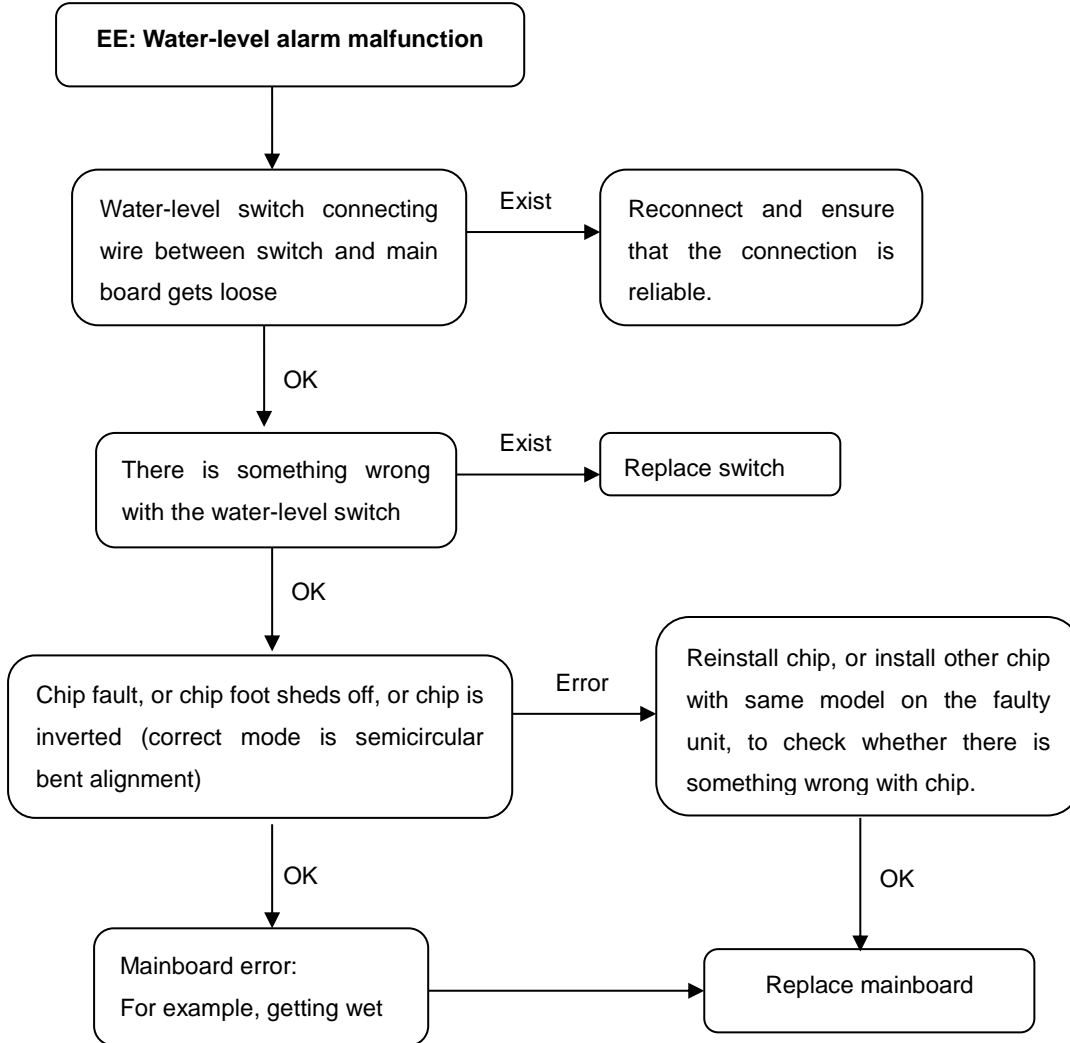
Toggle switch set			Network address code
SW1	ENC2		
		~	00~15
		~	16~31
		~	32~47
		~	48-63

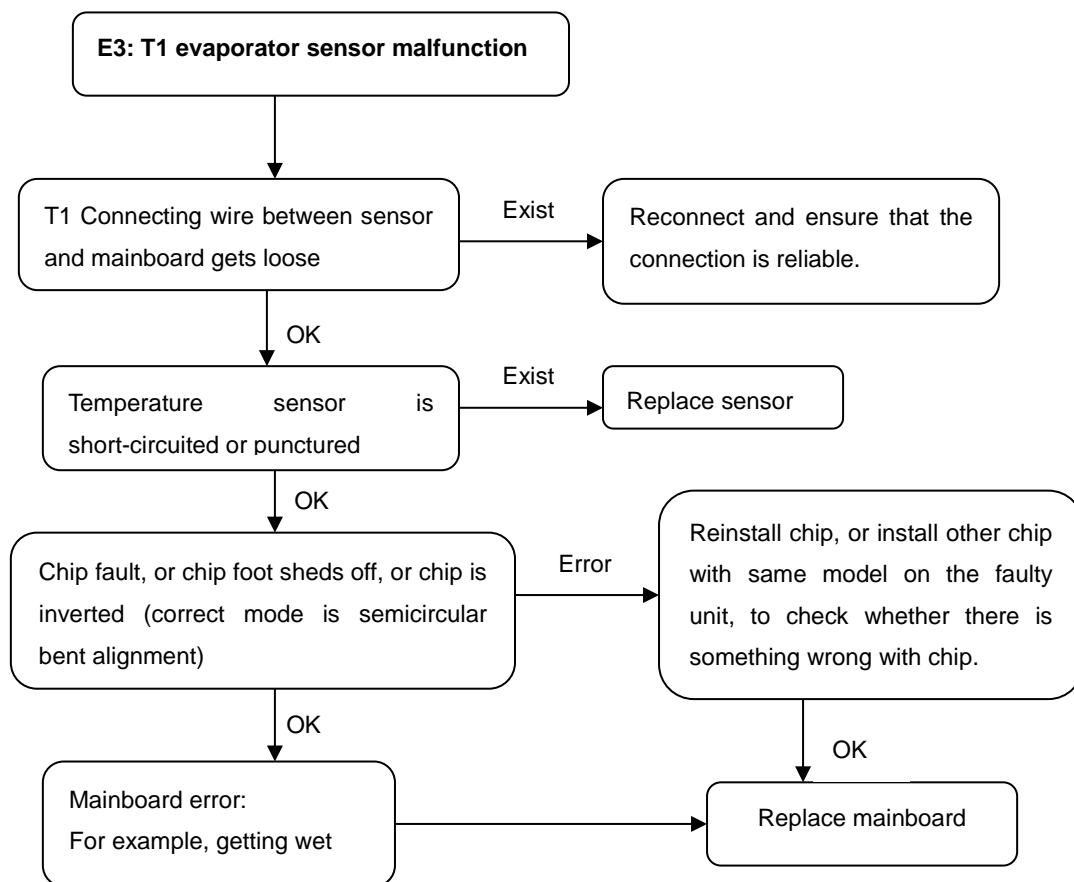
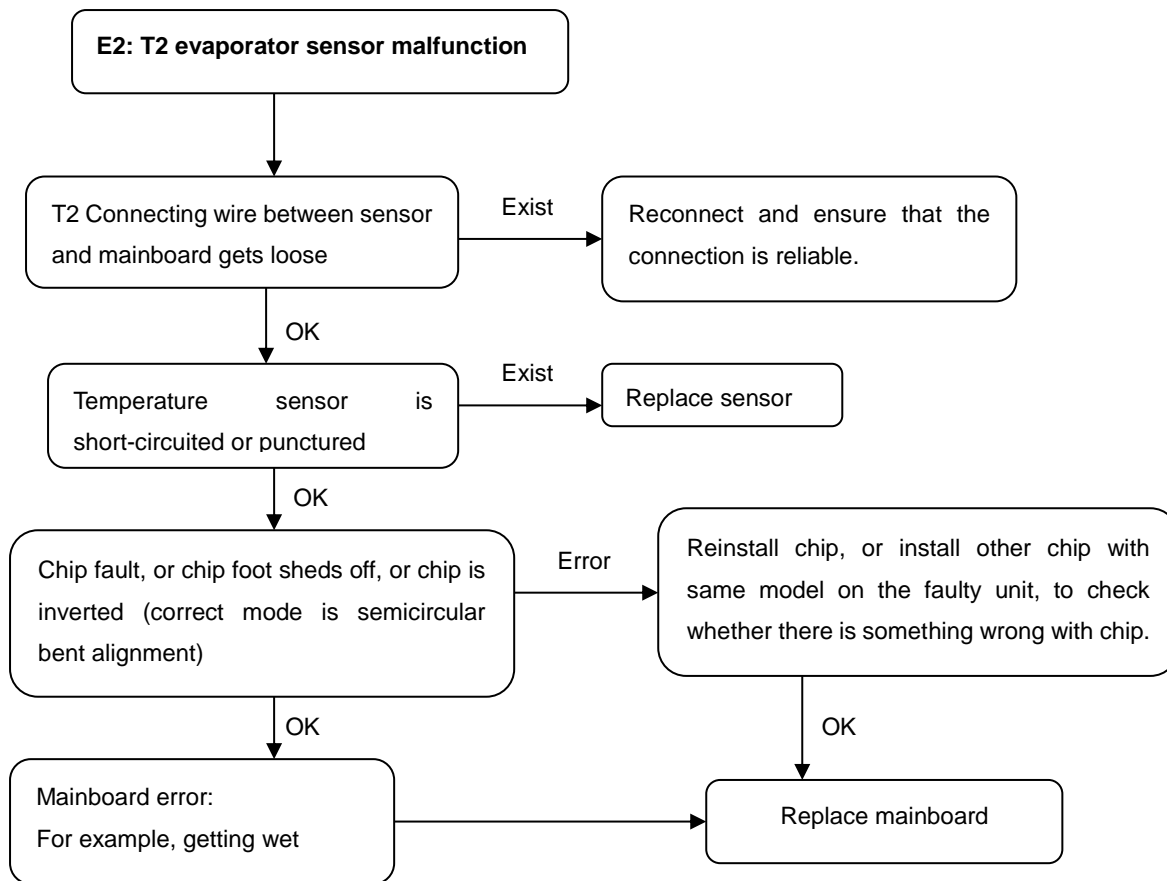
Functions of cold-air proof and heat-air proof for your select:

Toggle switch set	Function selection
SW2	
	Cold-air proof OFF, heat-air proof OFF
	Cold-air proof OFF, heat-air proof ON
	Cold-air proof ON, heat-air proof OFF
	Cold-air proof ON, heat-air proof ON



13.2.6 Trouble-shooting:

Malfunction code	Malfunction
EE	Water-level alarm malfunction
E2	T2 evaporator sensor malfunction
E3	T1 evaporator sensor malfunction





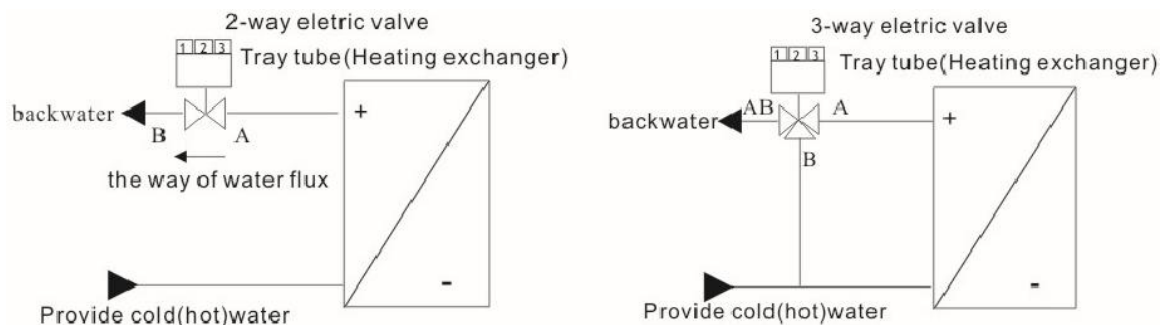
13.3 Optional accessories :Valve Kit

	<p>DDSTF-01</p> <p>Specification</p> <ol style="list-style-type: none"> 1. Working Voltage :AC230±10%,50/60Hz(24V can be customized). 2. Power Consumption: 4W (Only when you open and close the valve). 3. Normal Pressure :1.6Mpa. 4. Applied Medium : Cold or hot water, 50% glycol water liquor. 5. Medium Temperature : 2~75℃. 6. Environment Temperature : -5~50℃.
	<p>DDSTF-04/05</p> <p>Specification</p> <ol style="list-style-type: none"> 1. Working Voltage :AC230±10%,50/60Hz(24V can be customized). 2. Power Consumption :4W(AC230V)6W(AC24W) 3. Normal Pressure :1.6Mpa. 4. Applied Medium : Cold or hot water, 50% glycol water liquor. 5. Protect Grade :IP54. 6. Working Journey :2.5~3mm. 7. Medium Temperature :-20~70℃. 8. Environment Temperature : 0~50℃. 9. Security Class :II (Double Insulation). 10. Running Time : ≤5 Minutes(25℃).

13.3.1 The schematic drawing of water system installation(DDSTF-01)

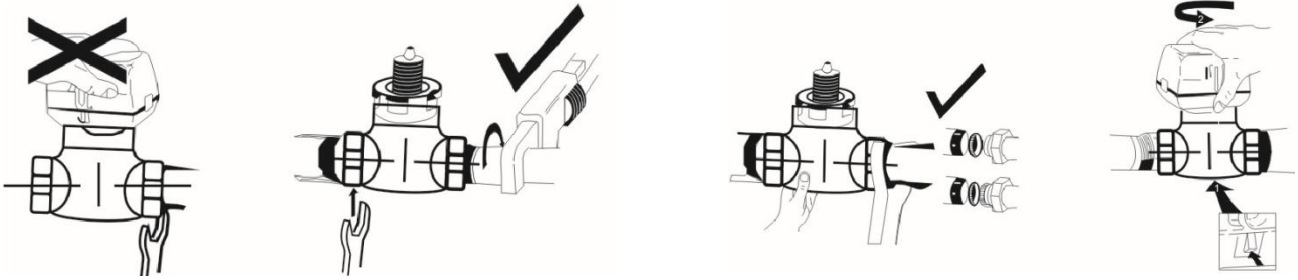
The flow way of 2-way valve's valve(A→B)

The flow way of 3-way valve's medium can follow(A→AB), or(B→AB)



13.3.2 Pipe installation and schematic drawing(DDSTF-01)

1. Before the installation, please make sure the cleanliness of pipeline, no sundries allowed ;
2. The valve can follow the flow way of A to B(2-way) ; A to AB or B to AB. It also can be connected to pipeline in any corner, but do not make driver lower than the horizontal line of valve. Also make sure that there has enough space around the driver in order to the maintenance and exchanging ;
3. The screw thread which connected with the valve must be screw thread G, do not use the taper screw thread. Attention : The driver can be installed vertically on the valve, at this set, the lock pin will not play the role of lockup ;
4. When screwing the part which water tube connected, do not fasten the driver, but handhold the valve and make spanner connected on the hexangulur nut or hexanglur valve's body. When installing the compact valve, lockup nut tightly to prevent it to make water. Attention, don 't screw it excessively, its max torque is restricted from 44N.m~60N.m ;
5. Please make sure the heat preservation of pipeline and va lve, do not put actuator to the attemperator's inner side.



13.3.3 Order notice and installed requirement

1. Before your send your goods order, please provide below parameter : Product Model, Normal way-dimension, Normal Pressure, Flux Coefficient m/h, Medium Variety and Working Temperature ;
2. When the valve and actuator are provided separately, we can assemble them in spot.

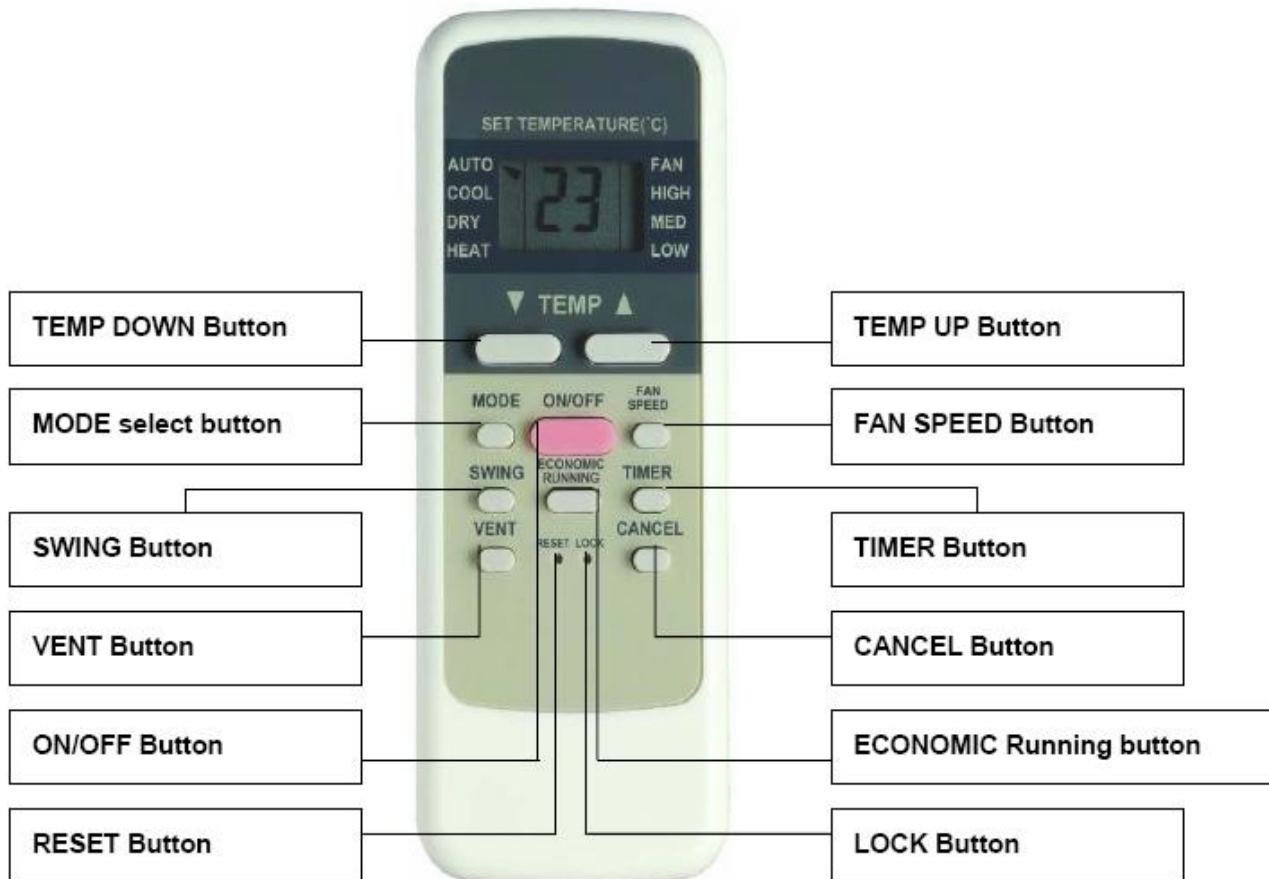
13.4 Controllers

13.4.1 Wireless Remote Controller R51/E(Optional)

Remote Controller Specifications

Model	R51/E
Rated Voltage	3.0V
Lowest Voltage of CPU Emitting Signal	2.0V
Reaching Distance	8m (when using 3.0 voltage, it can get 11m)
Environment Temperature Range	-5°C~60°C

Introduction of Function Buttons on the Remote Controller




- TEMP DOWN Button:** Push the TEMP DOWN button to decrease the indoor temperature setting or to adjust the timer in a counter-clockwise direction.
- MODLE SELECT Button:** Each time you push the button, a mode is selected in a sequence that goes from AUTO, COOL, DRY, HEAT and FAN as the following figure indicates:



▲ **NOTE:** HEAT only for Heat Pump

- SWING Button:** Push this switch button to change the louver angle.
- RESET Button:** When the RESET button is pushed, all of the current settings are cancelled and the control will return to the initial settings.
- ECONOMIC RUNNING Button:** Push this button to go into the Energy-Saving operation mode.
- LOCK Button:** Push this button to lock in all the current settings. To release settings, push again.
- CANCEL Button:** Push this button to cancel the TIMER settings.
- TIMER Button:** This button is used to preset the time ON (start to operate) and the time OFF (turn off the operation)

9. **ON/OFF Button:** Push this button to start the unit operation. Push the button again to stop the unit operation.
10. **FAN SPEED Button:** This button is used for setting fan speed in the sequence that goes from AUTO, LOW, MED to HIGH, and then back to Auto.
11. **TEMP UP Button:** Push this button to increase the indoor temperature setting or to adjust the timer in a counter-clockwise direction.
12. **VENT Button:** Push this button to set the ventilating mode. The ventilating mode will operate in the following sequence:



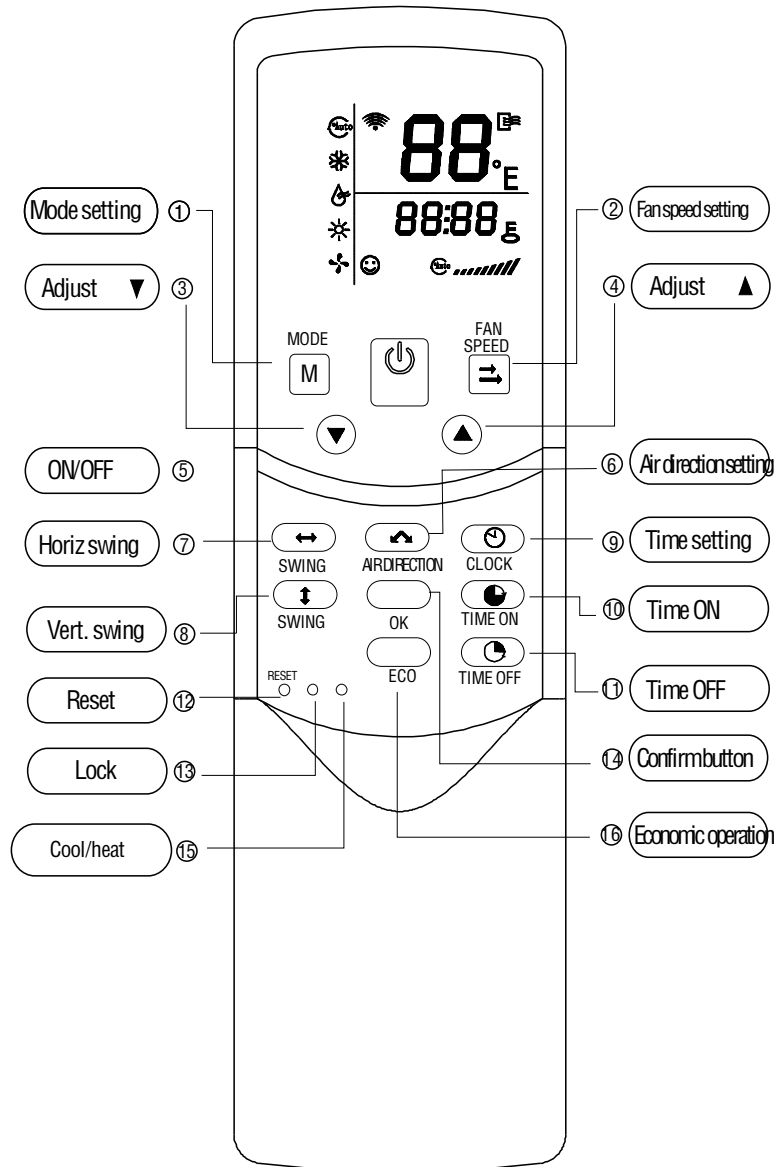
Ventilation Function is available for the Fresh Star Series.

13.4.2 Wireless Remote Controller R05/BGE(Optional)

Remote controller specifications

Model	R05/BGE
Rated Voltage	3.0V
Lowest Voltage of CPU Emitting Signal	2.4V
Reaching Distance	8m (when using 3.0 voltage, it can get 11m)
Environment Temperature Range	-5°C~60°C

Introduction of Function Buttons on the Remote Controller



① **MODE:** Once pressing, running mode will be selected in the following sequence:

AUTO → COOL → DRY → HEAT → FAN

NOTE: No heating mode for cool only type unit.

② **FAN SPEED:** Fan speed will be selected in following sequence once pressing this button:

AUTO → LOW → MED → HIGH

③ **Adjust:** Decrease the set temp. Keeping pressing will decrease the temp with 1°C per 0.5s.

④ **Adjust:** Increase the set temp. Keeping pressing will increase the temp with 1°C per 0.5s.

⑤ **ON/OFF:** For turning on or turning off the air conditioner.

⑥ **AIR DIRECTION:** Activate swing function of air deflector. Once pressing, air deflector will turn 6°C. For normal operation and better cooling and heating effect, deflector will not turn to the degree which is the state of deflector when the unit is turned off. (Only available when remote controller is used with corresponding unit.)

12.2.5 Application of Network control & BMS control

⑦ **HORIZ SWING:** Activate or turn off horizontal swing function. (Only available when remote controller is used with corresponding unit.)

⑧ **VERT SWING:** Activate or turn off vertical swing function. (Only available when remote controller is used with corresponding unit.)

⑨ **CLOCK:** Display the current time. (12:00 is displayed when resetting or electrifying for the first time.) Press CLOCK for 5s, icon indicating hour will flash with 0.5s. Press it again, ▼ and ▲ are used to adjust the figure. Setting or modification is effective only by pressing OK button to make confirmation.

⑩ **TIME ON:** For time ON setting. Once pressing this button, the time will increase by 0.5 hour. When the set time exceeds 10 hours, pressing the button will increase the time by 1 hour. Adjusting the figure to 0.00 will cancel time ON setting.

⑪ **TIME OFF:** For time OFF setting. Once pressing this button, the time will increase by 0.5 hour. When the set time exceeds

10 hours, pressing the button will increase the time by 1 hour. Adjust the figure to 0.00 will cancel time ON setting.

⑫ **RESET** :(inner located): Press this button with a needle of 1mm to cancel the current setting and reset remote controller.

⑬ **LOCK** :(inner located): Press this button with a needle of 1mm to lock or unlock the current setting.



⑭ **OK:** Used to confirm the time setting and modification.

⑮ **COOL/HEAT (inner located):** Press this button with a needle of 1mm to shift mode between COOL only and COOL&HEAT.

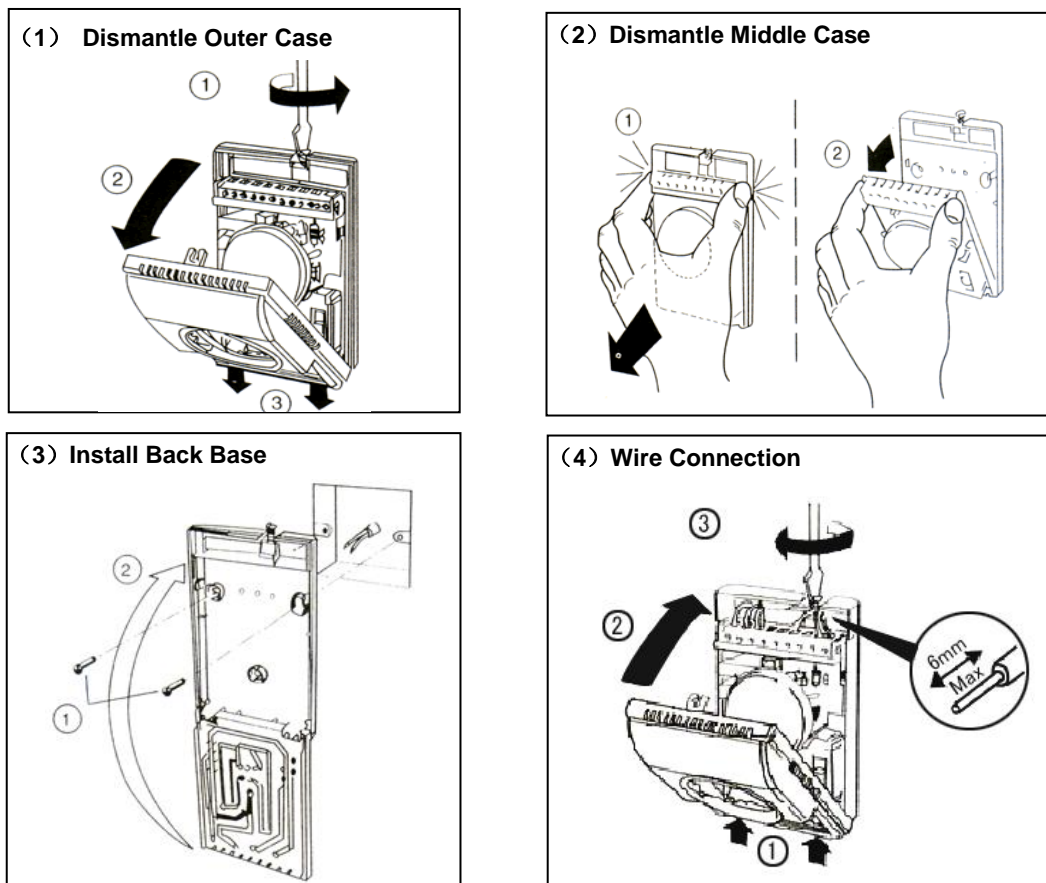
During setting, back light will be lightened. Factory default mode is COOL & HEAT.

⑯ **ECO:** Activate or turn off economic operation mode. It is suggested to turn on this function when sleeping. (Only available when remote controller is used with corresponding unit.)

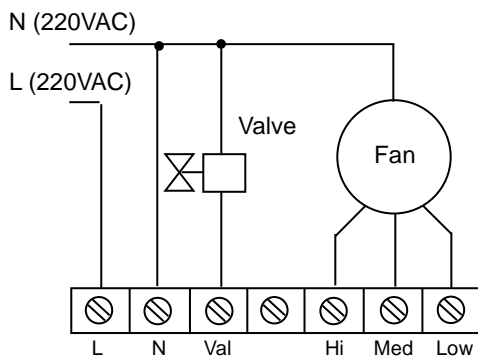
13.5 Wired controller :KJR-18B

	Specification
	1. Working Voltage : AC220V±10%,50/60Hz
	2. Working Environment : Temperature : 0~45℃, Relative Humidity: 5%~90%.
	3. Temperature Controlling Range :10~30℃
	4. Temperature Controlling Precision : ±1℃
	5. External Dimension : 85*130*43mm(W*H*D)
6. Installation hole pitch : 60mm(Standard)	
	Function
	1. Applied Equipment : duct units without EAH(optional)
	2. Mode setting : cool/heat/off
	3. Fan speed selection : high/medium/low
	4. Temperature setting.

13.5.1 Installation



13.5.2 Wiring Diagram



Wire Attention:

The correct model is compliant with the part number on packing label of thermostat box; Please checkout the correct model and use correct wiring diagram above when you wire.

13.5.3 Operation instruction


There is temperature adjusting knob with scale mark on the front panel. There are also the Fan Speed Switch with HIGH-MED-LOW and the System Switch with HEAT-OFF-COOL on the front panel. The operation steps as follows:

1. Turn On/Off: Slide the switch to HEAT when you want heating; slide the switch to COOL when you want cooling. Set the switch to OFF, the thermostat will be turned off.
2. Set point: turn the adjusting knob to the desired temperature.
3. Fan Speed Selection: slide the fan speed switch to any positions of HIGH-MED-LOW you wanted.

13.6 Central Controller:MD-CCM03(Optional)




MD-CCM03 is a multifunctional device which is able to control up to 64 indoor units. And the connection length can be up to 1,200m as follow:

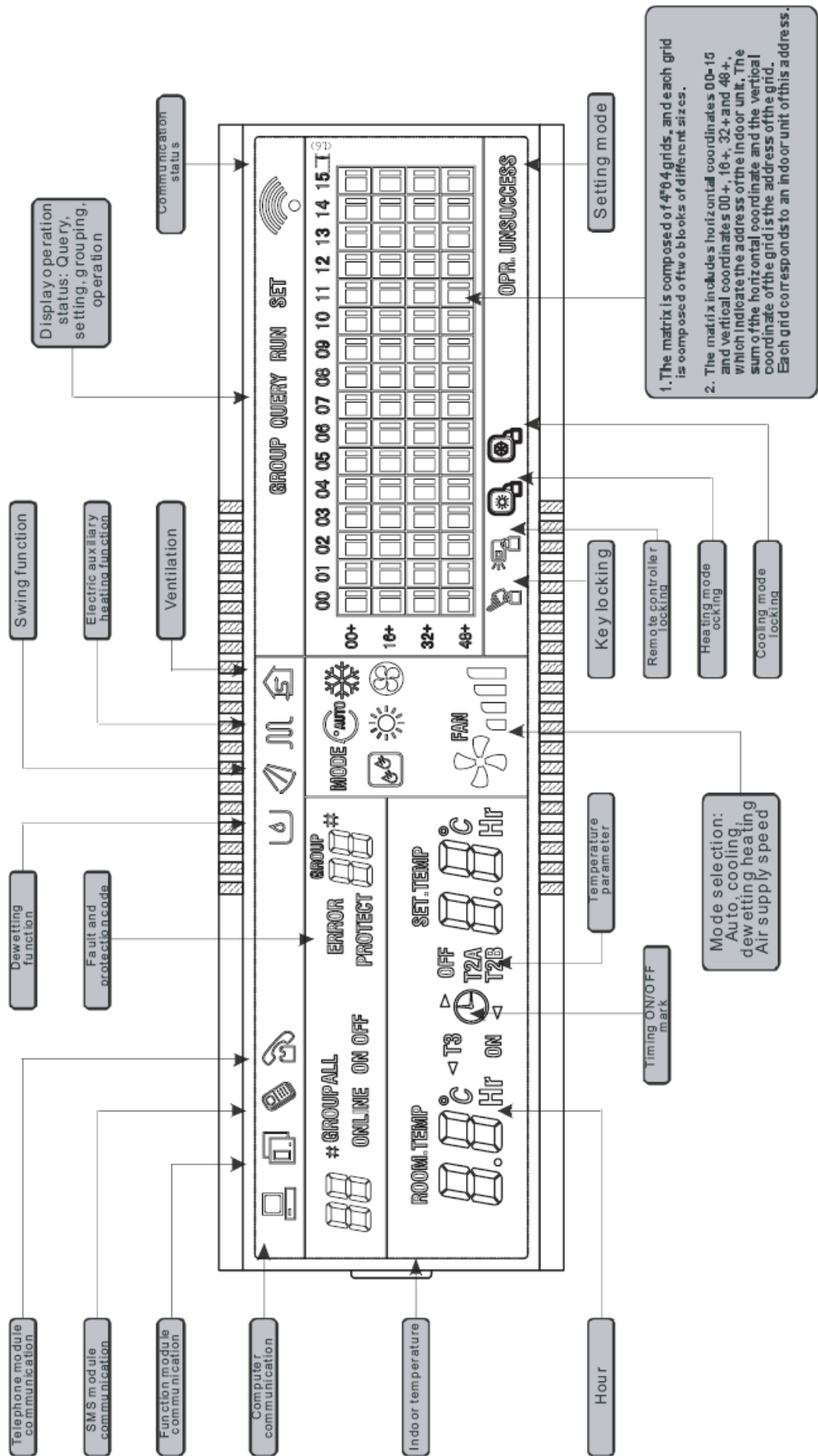


Access to network monitoring


MD-CCM03 is able to bridge up to 64 indoor units to the network monitoring system and the building management system as follow:



Full display of LCD

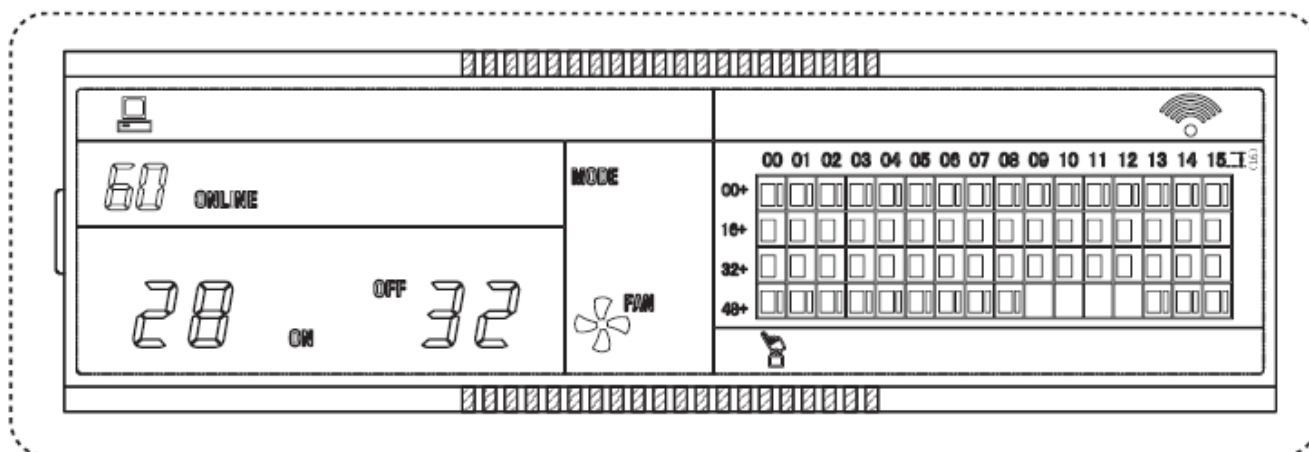


Liquid crystal matrix display description:



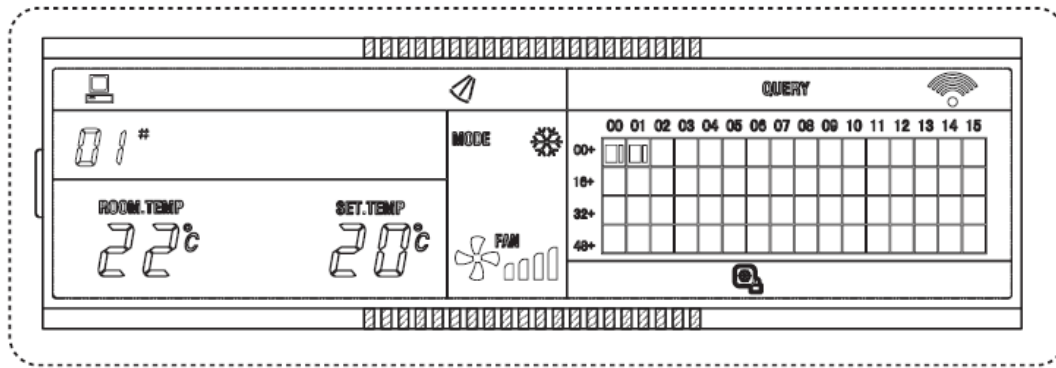
1. The liquid crystal matrix is composed of 4*64 grids, and each grid is composed of two blocks of different sizes (as shown in the above figure).
2. The matrix includes horizontal coordinates 00-15 on the upper side and vertical coordinates 00+, 16+, 32+ and 48+ on the left side, which indicate the address of the indoor unit. The sum of the horizontal coordinate and the vertical coordinate of the grid is the address of the grid. Each grid corresponds to an indoor unit of this address.
3. One grid is composed of two blocks of different sizes. The status Indication table is as follows:

Status	Constantly on	Slow blink		Fast blink
Object				
Big black block	In-service	Selected		Out of service
Small black block	Power on		Fault of indoor unit	Power off



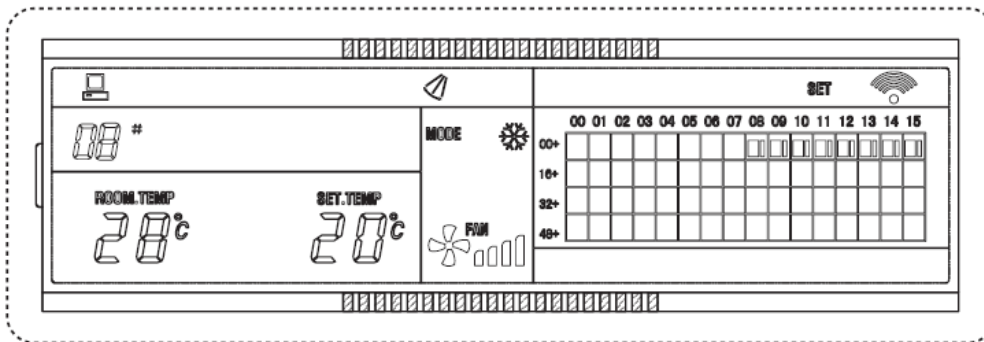
LCD display description

1. Description of the standby page
- 1) The LCD displays the standby page, 60 air conditioners are in service, of which 28 are powered on and 32 off.
- 2) In the matrix, the big dots of (00, 16+) and (15,32+) are luminous, and the small dots are not luminous. It indicates the 32 air conditioners with the addresses from 16 to 47 are powered off.
- 3) In the matrix, the big and small dots of (09, 48+) and (12, 48+) are not luminous. It indicates the four air conditioners with the addresses from 57 to 60 are outside the network.
- 4) All other big and small dots in the matrix are luminous. It indicates all other air conditioners are in the network and powered on.
- 5) The address of the air conditioner is sum of the coordinates. For example, the address of (09, 48+) is 09+48=57.
- 6) The centralized controller keypad is locked, and the centralized controller communicates with the computer normally.



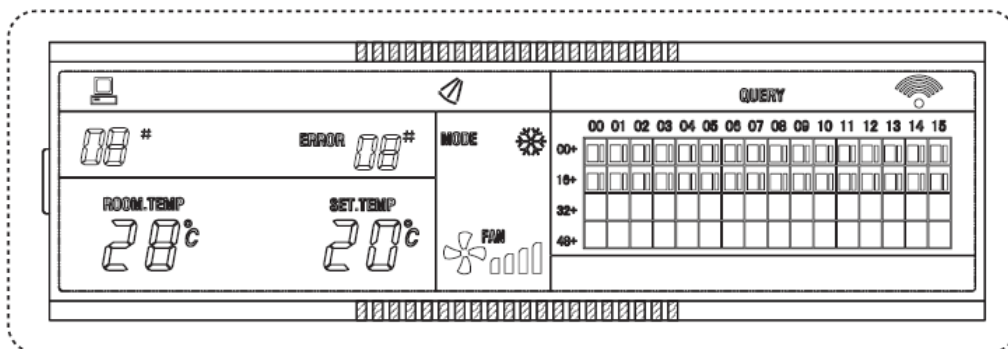
2. Description of the query page

- 1) The LCD displays the query page, and the air conditioner with the address of 08 is being queried. Mode of the air conditioner with the address 01 is: Cooling, strong air, swing on, indoor temperature 22°C, set temperature 20°C, cooling mode “lock”.
- 2) In the matrix, only the big and small black dots at (00, 00+) and (01, 00+) are luminous. It indicates the in-service and power-on status of the air conditioners with the addresses of 00 and 01.
- 3) The centralized controller communicates with the computer normally.



Description of the setting page

- 1) The LCD displays the setting page, and queries the air conditioner with the address of 08. The mode of the air conditioner with the address 08 is: Cooling, strong air, swing on, indoor temperature 28°C, set temperature 22°C, cooling mode “lock”.
- 2) In the matrix, only the big black dots from (08, 00+) to (16, 00+) are luminous. It indicates the air conditioners with the addresses from 08 to 16 are in service.
- 3) The centralized controller communicates with the computer normally.



Fault page display description

- 1) Query the air conditioner with the address of 08 in the query page. The air conditioner with the address of 08 is faulty, and the fault code is 08. The big black dot below (08, 0+) blinks.
- 2) In the matrix, only the big and small black dots from (00, 00+) to (16, 15+) illuminate. It indicates the in-service status of the air conditioners with the addresses of 00 and 01.
- 3) The centralized controller communicates with the computer normally.